



5400 SPORT YACHT



AUSTRALIA'S MOST AWARDED LUXURY BOAT BUILDER

5400 SPORT YACHT



THE SPIRIT OF EXCELLENCE

EDITION 16.2



RIVIERA SPORT YACHT COLLECTION

Riviera's stylish and sophisticated Sport Yacht collection is inspired by the changing values and lifestyles not just of luxury motor yacht owners ... but of people everywhere.

These changes are reflected in such domains as contemporary architecture, interior design and the styling of prestige motor vehicles to the point that relaxed comfort and real practicality have taken the place of stuffy traditions and sometimes ostentatious and impractical features.

Such was the thinking behind the Riviera Sport Yacht collection where clean lines, innovative lifestyle designs, rich interiors, proven technology and an emphasis on relaxed entertaining are perfectly blended with Riviera's legendary sea-keeping capabilities and always spirited performance.

With its renowned ethos of excellence, Riviera is driven to put more pleasure into your pleasure boating. As you will discover, this commitment is expressed in many ingenious ways throughout the Sport Yacht collection.

It's all part of what we like to call: 'the ultimate boating experience'.

RIVIERA 5400 SPORT YACHT – THE SPIRIT OF EXCELLENCE

Riviera's genuine desire to be amongst the best builders of luxury motor yachts in the world is expressed in myriad ways throughout the inspired new 5400 Sport Yacht.

She has a sleek profile, stylish hull windows and opening portholes that have been recessed for enhanced protection and striking aesthetic appeal.

Perfectly proportioned, this distinctive design abounds with remarkable roominess.

Indeed, the sheer magnitude of her internal volume strikes you as soon you step aboard.

This sense of spaciousness extends from her massive entertainer's cockpit to her highly functional forward deck, and extends all the way through her sumptuous saloon and into her luxurious accommodation deck, where a full-beam master stateroom serves as a private retreat for her fortunate owners.

The 5400 Sport Yacht is an inspiring example of how Riviera is embracing proven technology to enhance your precious time on the water. She has powerful D11 engines powering twin pod drives that provide amazing joystick maneuverability.

With key design cues taken from the flagship 6000 Sport Yacht, this very astute yacht is the evolution of the luxurious indoor/outdoor, single-level on-water living attributes that have taken our Sport Yacht series to international acclaim.

The 5400 Sport Yacht – she truly is testament to Riviera's relentless pursuit of excellence.









WELCOME ABOARD

Riviera, with all decades of its luxury yacht-building experience, has made an art form of clean and uncluttered cockpits that deliver all the delights of on-water luxury living and entertaining.

The orderly and unencumbered styling of the 5400 Sport Yacht creates a spacious and flexible playground for you, your family and valued friends.

Step aboard and you'll immediately appreciate how we are continually striving to achieve something new, something different and, indeed, something better than anything that has gone before.

You are sure to be impressed by the calibre of design and fastidious craftsmanship that has been applied in myriad ways right through to the finest of detail.

FEATURES, INCLUSIONS AND OPTIONS

Cockpit Overview

- Wide hydraulic boarding platform (up/down 350kg capacity), teak-laid with recessed stainless steel swim ladder and hatch
- Tender garage – the door of which opens at the touch of a button – to fit optional 3.3-metre (10.8ft) Brig tender with permanently mounted 20hp, four-stroke outboard
- Electric winch for easy launch or retrieval of tender
- Direct access to the tender garage is via a hatch in the cockpit floor that opens with an electric actuator
- Stainless steel transom gates provide entry to a generous 11.4m² (122.7ft²) cockpit that is teak-laid and self-draining to the stern
- Curvaceous fibreglass hardtop extends well aft to provide shelter and shade from the extremities
- Electric sliding sunroof built into the cockpit hardtop brings extra sunlight and fresh air into the alfresco area when desired
- Large, forward-facing upholstered transom lounge with drink-holders and storage for fenders within its armrests sits conveniently aft. Includes stamoid cover for the lounge
- Fenders x 2, dock lines x 4 and boat hook
- L-shaped upholstered lounge with storage beneath and white stamoid lounge cover
- Teak table mounted on hi/lo pedestal for conversion into a day bed, includes a white stamoid cover
- Wet bar with bench top, refrigerator, icemaker, sink with folding hot/cold tapware and 2 x electric BBQ with auto safety shutoff
- Rubbish bin within the wet bar
- Entertainment via two weather-proof speakers controlled by second zone selection from saloon
- Sliding glass door set in a strong stainless steel frame.
- Awning-style window, tinted tempered glass with gas strut, safety latch and lock
- Overhead and courtesy LED lighting
- Access to engine room through 3 x hatches with stainless steel lockdowns
- Double action manual bilge pump for engine room
- Main battery isolator panel
- Hand-held shower hot and cold (fresh water)
- Wash-down tap (freshwater)
- Wash-down tap (seawater)



SAFELY FORWARD

Nothing compares to the sense of space and freedom on the 5400 Sport Yacht's expansive forward deck – the perfect place to work on your tan or simply drink-in an amazing sunset.

Wide walk-around side decks with raised bulwarks, high stainless steel side rails as well as hand rails positioned on the hardtop provide safe and confident passage to the forward deck, especially for children and pets.

Here, a double-sized sun pad has adjustable backrests for your complete comfort, as well as a fold-up bimini for shade.

The forward deck serves as a real entertainment zone onboard, with two weather-proof speakers located under the windscreen brow and connected to the main saloon stereo system, so the whole yacht can party together.



FEATURES, INCLUSIONS AND OPTIONS

Deck Overview

- Bow rail in stainless steel (316 marine-grade, highly polished) with mid safety wire including flag staff and burgee
- Front windscreen cover in black breezeway
- Stainless steel 35kg (77lbs) Ultra Anchor, 70m (230ft) of 10mm (3/8") galvanised chain
- Vertical anchor winch with overload protection to suit rope and chain, operated via plug-in up/down remote control and mounted chain counter at the helm
- Anchor safety strap
- Anchor lockers provide access to the anchor chain, rope storage as well as fresh and saltwater outlets
- Heavy duty bow roller in stainless steel, self-loading through the bow sprit
- Cleats are 11" stainless steel (x 8) in addition to pop-up fender cleats (x2)
- Gunwhale rail is impact and UV-resistant white PVC with stainless steel insert strip
- Spotlight on hardtop is controlled via a remote control at the helm
- Targa (GRP), includes light mast and aerials for radios and electronics (as fitted).





STEPPING INSIDE

The 5400 Sport Yacht's interior is welcoming and expansive, designed to deliver all the delights of a lavish and contemporary life afloat.

The aft gourmet galley is a generous and efficient U-shaped design that is located just off to the side of the fore and aft traffic where a wide glass awning window – set in a strong, stainless steel frame – opens out into the cockpit to bring the outdoors (and entertainment) inside, placing the chef right in the heart of the social scene.

In all high-traffic areas, through the saloon and down to the accommodation deck atrium, hard-wearing, superior-quality timber-patterned flooring ensures practicality for wet or sandy feet.

FEATURES, INCLUSIONS AND OPTIONS

Galley Overview

- Built-in, varnished overhead galley cabinetry with positive locking hardware
- Drawers with Blum stainless steel, soft-close runners
- Exhaust fan
- Solid surface bench top with stainless steel sink and premium tapware
- Premium electric dual-element cooktop
- Premium combination microwave/convection oven
- Removable rubbish bin with cover
- Optional drawer-style dishwasher in lieu of pot drawer
- Optional breakfast bar stools can be located forward of the galley bench space.

Saloon Overview

- Reverse-cycle air-conditioning – 3 x 12,000 BTU, is standard to both the saloon and galley
- Natural breezes can be easily captured through the hardtop's electric sliding glass sunroof with sliding screen and blind
- Sliding tinted and toughened glass side windows to port and starboard for additional light and fresh air
- The entertainment system in the main living area includes a 40" LED television on an electric swing-arm with Blue-ray player and surround sound audio system with five speakers
- Cocktail cabinet with bottle storage, drawers for glass storage, dual refrigeration featuring low-maintenance, stainless steel drawers and wine cooler to port
- Overhead and courtesy LED lighting
- Large L-shaped leather lounge to port with varnished timber dinette, with the option of an electric-lift hi-lo table that can be converted to a day bed
- Courtesy lights in stairs to accommodation atrium
- Optional washer/dryer premium combination machine located in the accommodation atrium.

FEATURES, INCLUSIONS AND OPTIONS

Helm Overview

- Recaro electric-adjusting leather helm chair (colour to complement dash)
- Ergonomically designed console with sunken, backlit dash, electronic engine controls and joystick docking control
- Sports steering wheel with leather treatment
- Ample storage compartments for binoculars, phone, iPad and instrument covers, as well as drink- holders
- Two 15" multi-function display screens, with optional 17" screens.
- VHF radio
- Anchor chain counter
- Compass, 4.75" with light
- Companion lounge, L-shaped to port side
- Windscreen, clear tempered glass with x 3 pantograph wipers with washers plumbed from fresh water system
- Directional air-conditioning outlets to helm and vent outlets to windscreen to prevent fogging
- Designed-in access under the helm, ensuring easy and efficient servicing.

Electronics

- A comprehensive range of factory-fitted electronic packages and custom features are available for the 5400 Sport Yacht with everything from fish finders to underwater lights. Your dealer has full details.



PLEASE TAKE YOUR SEAT

Riviera is renowned internationally for its willingness to embrace new technology and the 5400 Sport Yacht is another inspiring example of how we are striving to make boating even easier and more enjoyable for experienced boaters and those aspiring to take the helm.

Take a seat in the sports-inspired, centre-line deluxe helm chair and take in the comprehensive array of controls, engine instrumentation and state-of-the-art navigation equipment cleverly displayed with great consideration and finesse.

There's also a generous-sized L-shaped chaise lounge to port, so visitors can sit in comfort during the passage to your favourite anchorage.





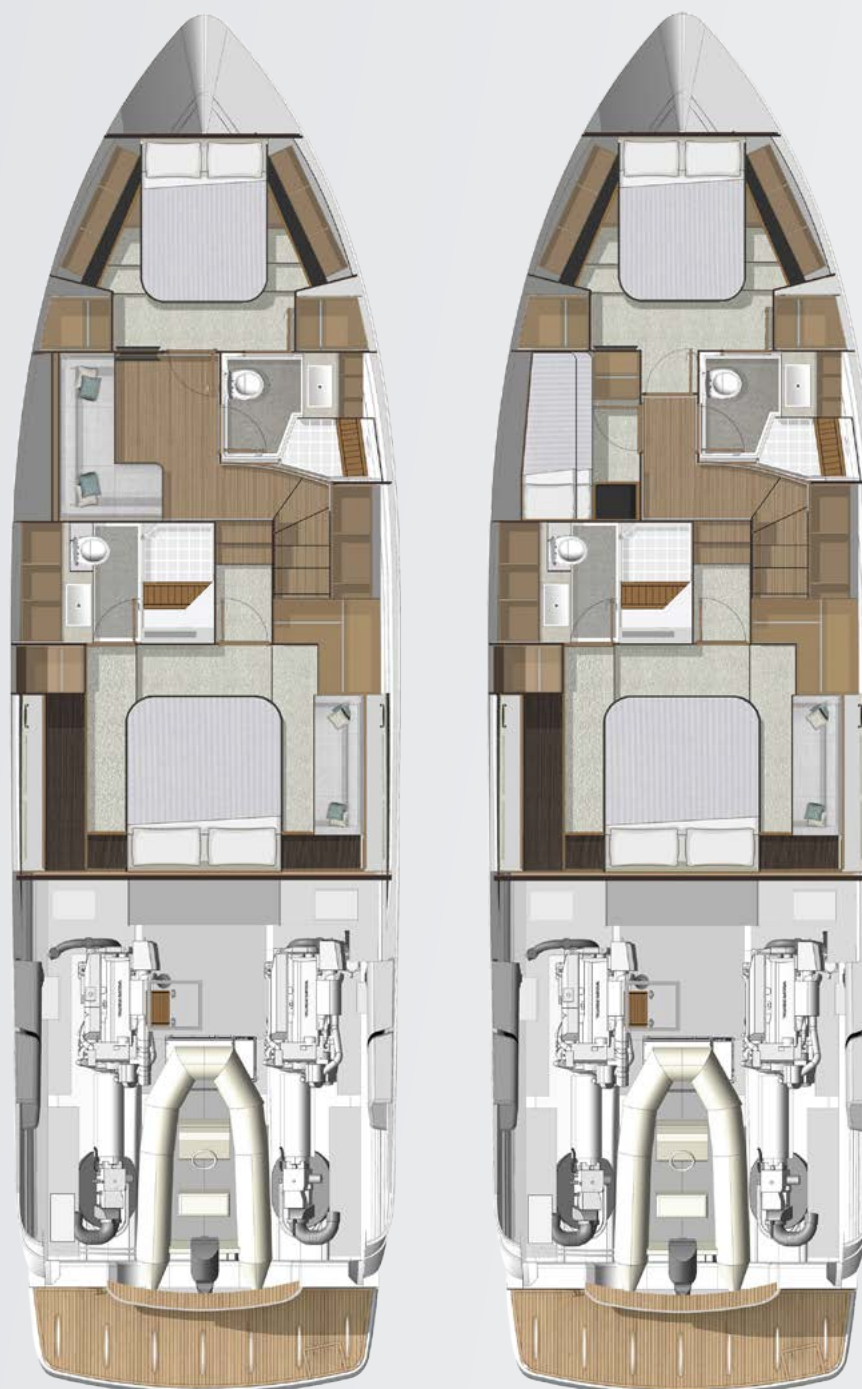
RETIRE TO YOUR PRIVATE RETREAT

The 5400's accommodation deck is extremely intelligent in its design and ensures complete comfort for you and your guests.

The stylish master stateroom, defying convention for a vessel of this size, luxuriates right across the full beam.

Here, a king-size island bed with innerspring mattress and upholstered headboard detailing is set in the gentle 'sweet spot' right amidships and has real dancing room either side.

This is indeed a stateroom that caters for the most discerning yacht owner.



Lower lounge area option

Twin berth guest cabin to port

FEATURES, INCLUSIONS AND OPTIONS

Master Stateroom Overview

- King-sized walk-around bed with premium innerspring mattress and feature headboard
- Sweeping, fixed, tinted and tempered glass hull windows on both sides of the master stateroom draw in plenty of natural light. Includes roller blinds matching saloon selection
- Opening portholes for fresh air, alarmed to the helm in the event they are left open
- Air-conditioning – 12,000 BTU with reverse cycle heat, split to ensuite
- His/hers cedar hanging lockers with automatic lighting to port and starboard
- Additional drawers and storage cabinetry to port
- Chaise lounge to starboard
- 32" LED TV and 12V AM/FM/CD/DVD player with iPod interface and 2 speakers (TV powered off inverter)
- Deep, plush pile carpet with premium underlay
- Hull and head linings, leatherette-covered with cushioning
- Reading and overhead LED lighting.

Master Ensuite Overview

- Luxurious design, solid surface bench top with above-vanity bowl basin and premium quality mixer tapware
- Overhead and vanity mirror LED lighting
- Storage locker with shelves under the vanity
- High-quality, hard-wearing synthetic flooring
- Holding tank level indicator
- Porthole, 1 x round opening porthole with screen, includes alarm to the helm
- Shower stall with glass partition, frameless glass door, automatic sump pump and shower head on slide bar
- Toilet roll holder, towel holder and accessories
- Quiet operation Dometic toilet system with low water consumption, fresh water flush
- Extraction fan.



INDULGE IN PURE LUXURY

As you might expect, the master ensuite is equally opulent. Located forward and to port, it boasts a contemporary and thoughtful design with luxurious fixtures befitting the renowned Riviera marque.

The large shower stall has a frameless glass door and premium shower head on a sliding bar as well as safe, non-slip flooring.

There's a premium basin, mirror, quality tap ware and ample storage, as well as an opening porthole for natural light and fresh air that is alarmed to the helm in the event it is left open.

It is this relentless pursuit of excellence in detail, finish and design that will make your boating experience the best it can possibly be ... and makes the Riviera 5400 the finest yacht in her class.



THE PERFECT OWNER'S RETREAT

A totally self-contained getaway space, the master stateroom features shapely hull windows and opening port-holes to draw in plenty of natural light and fresh air.

Entertainment is via a premium LED TV integrated into a home theatre system.

Storage abounds with his and hers hanging lockers to both port and starboard, the latter an extended space with bi-fold doors. Each locker has automatic lighting, and there is additional cabinetry to port, as well as two bedside tables.

There's even room for a private chaise lounge to starboard.







SPOIL YOUR GUESTS

The level of luxury in the VIP guest stateroom forward equally reflects the opulent detail and practical design of the master. The VIP guest stateroom has private access to the ensuite which, with its two-way entry, also serves as the day head.



The port-side guest stateroom can be optioned as a lower lounge, if so desired.

FEATURES, INCLUSIONS AND OPTIONS

Forward VIP Stateroom

- Direct access to ensuite, with privacy lock
- Queen-sized walk-around island bed with premium innerspring mattress, storage including drawers underneath
- Upholstered headboard feature
- Air-conditioning – 12,000 BTU with reverse-cycle, which is split into the ensuite
- Entertainment is via a 24" LED TV with DVD entertainment system including iPod interface and two speakers
- Plush pile carpet with premium underlay
- Fixed hull windows fitted port and starboard in tinted, tempered glass including roller blinds matching the saloon selection
- Hanging locker to port with cedar lining and auto-lighting and a starboard storage locker cedar-lined with shelves
- Storage cabinets outboard with positive-locking hardware
- Overhead deck hatch with privacy blind and screen
- Hull and head linings, leatherette-covered with padding
- Reading and overhead LED lighting.

Stateroom – Port

- Air conditioning with reverse-cycle, split from forward VIP guest stateroom
- Adult-sized upper and lower berths with foam mattresses and storage underneath
- Plush pile carpet with premium underlay
- Hanging locker with cedar lining
- Overhead hatch blind and screen
- Hull and head linings, leatherette-covered with cushioning
- Reading and overhead LED lighting.

VIP Guest Ensuite/Day Head

- Entrance to starboard head from companionway and private ensuite access from forward VIP guest stateroom
- Contemporary design, solid surface bench top with above-vanity bowl basin, premium quality mixer tapware and mirror
- Storage locker with drawers under vanity
- Overhead deck hatch blind and screen
- High quality, hard-wearing timber pattern flooring
- Overhead and vanity mirror LED lighting
- Shower stall with glass partition, frameless glass door, automatic sump pump, shower head on slide bar and exhaust fan
- Toilet roll holder, towel holder and accessories
- Quiet operation Dometic toilet system with low water consumption, fresh water flush.



THE POWER AND TECHNOLOGY ARE YOURS

Riviera is at the forefront of a marine propulsion revolution, having now launched hundreds of pod-driven luxury motor yachts.

Pods are used on such worldly form vessels as the Queen Mary II cruise ship as well as large-scale commercial craft. This proven technology is now available for pleasure yachts.

Pod drives offer an excellent power-to-weight ratio delivering improved performance, enhanced torque, improved fuel efficiency, simple maneuverability, reduced environmental impact and quiet operation thanks to under-water exhausts.

In simplified terms, Volvo Penta's innovative Inboard Propulsion System (IPS) features twin pod drive units, each of which is capable of turning independently to provide the correct thrust to move the yacht in the exact direction required by the skipper easily controlling the system with either a steering wheel and throttles or a joystick.

The 5400 has a joystick at the helm and an additional joystick as standard in her cockpit so a skipper, either solo or with a novice crew, is able to simply push and twist the joystick and the yacht will respond immediately, pivoting in place or tracking sideways into a berth that's just long enough to fit the yacht. In the 5400 Sport Yacht, owners have the option of having the cockpit joystick located on either the port or starboard sides.

IPS also offers a Dynamic Positioning System (DPS) for station-holding while preparing lines and fenders or while waiting off a fuel jetty, the convenience of Auto Pilot, manual trimming with optional auto-trim, as well as a highly-efficient Anti-Corrosion Protection (ACP) unit mounted to the transom to reduce the maintenance of sacrificial anodes.

The three-blade nibral, forward-facing, counter-rotating propellers are protected by the premium anti-foul coating Propspeed to achieve a long service life, as well as 316 marine-grade stainless steel line-cutters from Volvo Penta, located between the propellers for protection from ropes, fishing lines, plastic bags or nets. These precision-made line cutters create a very efficient rotating cutting action to protect the propellers and shaft sealing without increasing drag or fuel burn.

The 5400 Sport Yacht employs the revolutionary Volvo Penta propulsion system with twin IPS2-800 (2 x 460kW/626hp) D11 engines and pod drives as the standard package. This is a perfectly matched drive package for the 5400 and the system's Class 4 commercial rating assures reliability and durability.

Additionally, the IPS2-800 package is fully certified under the Det Norske Veritas and Germanischer Lloyd (DNV GL) classification system.

Owners have the option of selecting the optional IPS2-950 (2 x 533kW/725hp) D11 engines and pod drive units.

WINDOW TO THE FUTURE

To give you total command of the 5400 Sport Yacht, Volvo Penta's state-of-the-art Glass Cockpit navigation and monitoring system blends new technology with dependability and practical functionality.

The Glass Cockpit system provides a very clean, easy-to-use system with enhanced overview and control of both engines and navigation, including GPS, sounder and radar, even auto-pilot and optional charts ... and all in one place and in the one system.

Integrated with the IPS Electronic Vessel Control (EVC) system, the Glass Cockpit gathers all driver information and displays it in one location. The easy-to-handle, pinch-to-zoom displays give you instant data and control. The ergonomic design and interface for the dashboard offers push-buttons on the controls and touch-buttons on the screens.

Just one clever feature of the Glass Cockpit is the unique Auto Guidance feature that searches through all relevant charts to create a route you can follow – and avoid shallow water, buoys and other obstacles. Coupled with the Auto Pilot, it not only shows the way, it can take you there.

The Glass Cockpit also enables the option of full joystick steering whilst underway.



C ZONE SIMPLICITY

The fully integrated CZone digital switching system enhances the ease of monitoring and operation of the Riviera 5400's onboard systems including tanks, and extends centralised, touch-screen control to lighting, pumps, batteries, entertainment systems and appliances.

CZone allows owners to operate multiple circuits at a single touch, energising all lighting and electrics depending on your requirements. It comes pre-programmed with three modes – "entertaining", "cruising" and "dock unattended" – and these modes can be customised by the owner so the system works exactly how you want.

Other user-friendly features include interior light-dimming, timer controls, automated circuit control, wiper speed and wash functions. There's

also a "service" mode that shuts down all power and systems.

Based on industry-proven Controller Area Network (CAN) technology, the CZone system offers DC and AC switching and over-current protection. Full systems monitoring (with alarms) including AC voltage, current, frequency and kilowatts, DC voltage, current and remaining battery capacity, along with fluid tank levels and indication for systems in operation, is clearly displayed on the 3.5- inch touchscreen at the helm and 8.5-inch colour control screen at the saloon entrance.

There's also the option of additional iPad connectivity, so you can control CZone from anywhere onboard your yacht.

IMPECCABLE PEDIGREE

The confident poise of the 5400 Sport Yacht is just as evident offshore as it is at anchor – her solid and robust hull with keel is the evolution of our rich 36-year heritage of building almost 5200 world-class luxury motor yachts that are proven in the often challenging Australian offshore conditions.

Every Riviera built at our world-class facility on Australia's Gold Coast combines superior-strength hand lay-ups with a water-tight collision bulkhead forward and independent compartments throughout the hull.

Our legendary build quality also features vinylester resin in the outer layer of lamination to increase the ability to withstand water absorption. An isophthalic gelcoat exterior provides an impeccable and hard-wearing surface finish.

From the waterline down, the hull is solid GRP with reinforced bottom, keel and chines. Structural core material is used in the hull flanks, main deck and hardtop, while precisely fitted, lightweight resin transfer-moulded small parts have a double-sided gelcoat finish and are pre-fitted for a perfect seal when all major components are bonded together.

Riviera also only uses 316 marine grade stainless steel in all our exterior fastenings. All stainless steel rails feature ground and polished welds to ensure a consistently smooth and mirror finish.

Our designers have placed a firm focus on convenient access to every key maintenance point so any issues can be quickly identified and addressed, and service costs are kept to a minimum.



ELECTRICAL EXCELLENCE

All batteries on board the 5400 Sport Yacht are maintenance-free to ensure carefree boating and are housed in special battery boxes in accordance with American Boating and Yacht Council (ABYC) and the European Union's CE industry standards.

The house power is 24-volt, which allows for simpler charging, lower current draw and smaller cables (further reduced weight) than equivalent 12-volt systems. The Mastervolt inverter provides power to the icemaker, entertainment systems and all outlets onboard, ensuring watching television while relaxing quietly at anchor is whisper-quiet.

LED lighting is utilised throughout and provides trouble-free boating while reducing electrical current draw. The lamps use less than 10 per cent of the power required to run a bulb lamp – no bulbs mean no maintenance and long service life. Additionally, Residual Current Device/Ground Fault Circuit Interrupter (RCD/GFCI) provides protection over the entire yacht and also complies with ABYC and CE standards.

FEATURES, INCLUSIONS AND OPTIONS

Electrical Overview

- Alternators – independent start bank and independent house bank (total x 4) ensure charging systems are optimised whilst underway
- Alternators – port alternator charges port start bank. Starboard alternator charges starboard start bank and designated alternator for house bank and auxiliary
- Batteries (maintenance-free) – independent port and starboard start (total x 4), house (x2) and auxiliary (x2)
- Battery banks individually isolated at the main battery panel in the cockpit
- Battery charger (24V/100A) for house bank
- Battery charger (24V/30A) for start banks and auxiliary
- Battery paralleling system provides increased reliability in the event that you are faced with a flat start battery bank
- Digital DC circuit control and protection incorporating 'intelligent' operation with user-programmable usage modes, timer circuits, light dimming and circuit bypass, operational via conventional switches, signal set points as well as LED display modules
- Digital monitoring system including AC and DC power metering, fluid tank level monitoring and DC circuit status via colour 8.4" LED touchscreen display at saloon entry and 3.5" LED display to helm
- Engine room features LED lighting
- Generator – Onan EQD 13.5 kw/50Hz (17 kw/60Hz) with muffler, fresh water-cooled and including a sound shield, remote stop/start function, state-of-the-art diagnostics and hour meter
- Inverter – 2.5kW AC-DC to operate entertainment, 1 x galley GPO and ice-maker in the absence of a generator or shore power
- Navigation lights (international standard)
- Wiring coded, numbered and assembled in looms where possible to ensure trouble-free maintenance and repairs.



ENGINEERING EXCELLENCE

The flow-coated engine room – with acoustic and thermal insulation and LED lighting – highlights the careful consideration for which Riviera is renowned globally in terms of its engineering.

The impressive commercial air intake system helps to keep the engine room temperature well below the engine manufacturer's formal recommendation, reducing fuel consumption even further, while the air-conditioning units are mounted high so gravity feeds condensation water into the common drain lines located on either side of the yacht and which drain aft and overboard.

All onboard drains also feed into these common drain lines while the advanced mist elimination system with veins draws moisture from the air and feeds directly overboard. Five automatic bilge pumps with manual override are located at various points throughout the hull and also pump directly overboard.

There's even a dedicated space for a gyroscopic stabiliser on the centreline of the yacht under the garage – yet another example of how Riviera is embracing all innovations that make boating more enjoyable.

FEATURES, INCLUSIONS AND OPTIONS

Engineering Overview

- All through-hull fittings on or below the water line are fitted with ball valves, all hoses are double-clamped
- All metallic hull fittings below the waterline are bonded to zinc anodes, including galvanic isolators
- Bilge pumps, auto and manual override x 5
- Engine hatches are insulated and removable
- Engine mounts protect against vibration
- External and internal seawater strainers for the main water intakes – engines, generator and air-conditioning
- Integrated fire suppression system for the engine room with automatic/manual controls
- Fresh water heater (AC)
- Fresh water pump, secondary back-up pump (switched independently)
- Fresh water system with tap and hose, pressurised, single 800-litre (211 US gallons) tank with gauge in CZone
- Fuel lines all swaged
- Fuel shut-off valves
- Fuel tank positioned centrally to ensure optimal balance. Fire-retardant GRP, 3000 litres (792 US gallons) with gauge at helm and visual site gauge on tank
- Holding tank capacity 400 litres (792 gallons)
- Sanitation system with overboard pump-out switch and deck fitting for dock-side pump-out
- Venting dorade system for engine and air intakes and fans (DC).

THE RIVIERA WARRANTY

Limited Express Warranty

Riviera Australia Pty Ltd. A.C.N. 139 663 906 (Riviera) makes this Limited Express Warranty (Warranty) to the original retail purchaser of a vessel manufactured by Riviera, provided the vessel is purchased from an authorised Riviera dealer and said first retail purchaser registers this Warranty with Riviera within 30 days of the purchase. This Warranty is the only warranty provided by Riviera, express or implied, with respect to any vessel manufactured by Riviera.

Five Year Limited Structural Warranty:

Riviera warrants to the first retail purchaser that for five (5) years after the date of delivery to the first retail purchaser, and for the period before it is delivered to the first retail purchaser, that the hull, deck, flybridge and hardtop shall be free from structural defects due to material or workmanship, under normal non-commercial use, that result in any delamination or separation of the stringers or composite structure.

A structural defect includes the following:

- structural failure of the fibreglass hull, deck, flybridge and hardtop
- structural failure of any parts glassed onto the above components, or
- structural failure of the joints between any of the above components.

The structural warranty does not apply to the following:

- A water leak through the joints between the hull, deck, flybridge and hardtop
- Fibreglass small parts failures
- Parts that are not manufactured by Riviera;
- Interior failures, window or hatch failures
- Damage resulting from misuse, abuse, negligence, improper docking, alteration, vandalism, accident or lack of performance of normal maintenance
- Any charges incurred by any vessel returned to the factory, dealer or authorised agent for inspection prior to authorisation of warranty repairs
- The cost of removal or reinstatement of a part, or disassembly or reassembly of the unit of which it is a component
- Heat and/or sun damage to the hull and/or gelcoat on hulls that are painted a dark colour
- Owners other than the first retail purchaser, or in relation to the hull only, subsequent owners to whom the structural warranty of the Hull has been validly transferred in accordance with this Warranty

- Any vessels sold to the first retail purchaser by anyone other than a Riviera dealer listed on <http://riviera.com.au> on the date of the purchase (Authorised Riviera Dealer), or
- Any item which Riviera has not been notified of within thirty (30) days of the issue becoming apparent.

The above list is not intended to be exhaustive and Riviera may, at its absolute discretion, elect to refuse any warranty claim whatsoever.

Vessels that go into a syndication or shared ownership program are entitled to the standard five-year structural warranty, subject to fair wear and tear on the vessel.

Transfer of Structural Warranty:

In reference to the structural warranty of the hull ONLY, Riviera may agree in its sole and absolute discretion, to transfer the hull warranty to a subsequent owner of a vessel, who purchases the vessel from an Authorised Riviera Dealer, upon application and payment of a \$1000 Australian dollar transfer fee. Such transfer will only be effective upon confirmation in writing from Riviera. Where Riviera does approve the transfer of the remaining term of the hull warranty to a subsequent owner in writing, then such hull warranty will be transferred for a period of not more than a total period of five (5) years from the date an Authorised Riviera Dealer first delivered the vessel to the first retail purchaser.

One Year Limited Non-Structural Warranty

Riviera warrants that for one (1) year after the date of delivery to the first retail purchaser, and for the period before it is delivered to the first retail purchaser, all vessel components manufactured by Riviera shall be free from defects due to material or workmanship under normal non-commercial use. On components not manufactured by Riviera, Riviera shall assign to the first retail purchaser the warranties extended by those manufacturers as allowed.

The non-structural warranty does not apply to the following:

- Parts that are not manufactured by Riviera
- Any charges incurred by any vessel returned to the factory, dealer or authorised agent for inspection prior to authorisation of warranty repairs

- The cost of removal or reinstatement of a part, or disassembly or reassembly of the unit of which it is a component
- Heat and/or sun damage to the hull and/or gelcoat on hulls that are painted a dark colour
- The installation of any equipment by a dealer or other installer
- Any installation of products not to Riviera's recommended specifications, because of the possibility that the use of these Products will exceed Riviera or government specification for overpowering, steering, handling, speed and safety
- Owners other than the first retail purchaser
- Any vessels sold to the first retail purchaser by anyone other than an Authorised Riviera Dealer
- Any item which Riviera has not been notified of within thirty (30) days of the issue becoming apparent.

The non-structural warranty for vessels that go into a syndication or shared ownership program expires after the earlier of two-hundred and fifty (250) hours of use or six (6) months from the date of delivery to the syndication or shared ownership program, whichever occurs first.

CRAFTED WITH PASSION

The premium quality of our owner care at Riviera is directly commensurate with the quality of our built-to-last, world-class luxury motor yachts.

Your experience of dealing with Riviera – from the selection of options, electronics and décor all the way through to routine maintenance and repairs – will be undertaken with the utmost care.

Our highly skilled team at our world-class, 14-hectare manufacturing facility on Australia's Gold Coast consults with internationally acclaimed naval architects, designers and engineers.

Consultation with our global family of yacht owners also plays an important part in our new model development program.

This ensures Riviera continues to exceed the constantly evolving desires of luxury motor yacht aficionados worldwide.

AWARDED FOR EXCELLENCE

Riviera's vast collection of local, national and international awards is testament to the pride and passion that goes into creating our premium range of luxury motor yachts. These awards span world-best practices in the spheres of education and training, employment, innovative manufacturing techniques, quality of workmanship and pioneering design.

THE EVOLUTION OF RIVIERA – SINCE 1980





Our 14-hectare, state-of-the-art manufacturing facility on the Gold Coast of Queensland, Australia. This is the largest facility of its kind in the Southern Hemisphere.

Each year in May, this world-class facility plays host to the educational and fun-filled Riviera Festival of Boating and the enormous Gold Coast International Marine Expo.




RIVIERA'S ETHOS INSPIRES CONFIDENCE

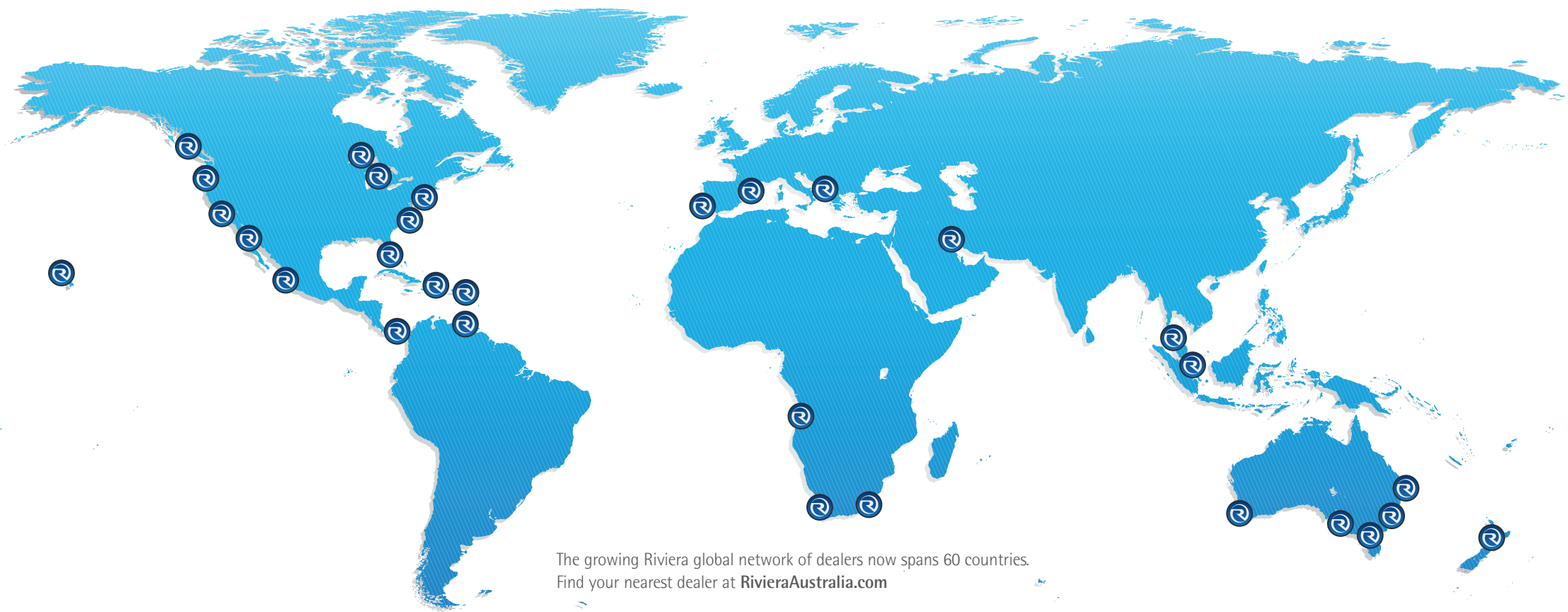
In the global luxury motor yacht market, the name Riviera stands synonymous on an international scale with hallmark luxury, technology, ease of operation, blue-water sea-keeping ability and unrivalled owner support.

This has not come about by chance – underpinning our remarkable success is an ethos of excellence reflected throughout our rich 36-year heritage and the launch of almost 5200 motor yachts that today can be seen cruising the oceans, seas, rivers and lakes of the world.

Our rigorous pursuit of the highest possible standards relates equally to the quality of materials, workmanship and technology that goes into building every new Riviera as it does to our commitment to our people and our ethical dealings, to our social and environmental sustainability, and to our renowned customer care.

This is a key part of what we like to call: 'the ultimate boating experience'.





ELECTRONICS AND SYSTEMS

Electronics play an ever-increasing role in the pleasure, performance and safety of luxury boats, and the choice of equipment that is available today is vast. In fact, selecting the equipment that meets your needs can be a very challenging task. Riviera's electronics experts are here to help; we source the best systems and products from around the world; we help match technology to individual requirements and work closely with Riviera's global Dealer Network to create systems that maximise your pleasure and safety.

RIVIERA GENUINE PARTS & ACCESSORIES

A passion for quality and good design steers everything we do at Riviera — and this is reflected in our exclusive range of clothing, accessories and decor items. If you love your Riviera, you'll feel at home with the Riviera Collection: casual yet stylish, comfortable, practical and made to withstand the rigours of boating life

The Accessory and Decor Collection ranges from a storm jacket to stylish crockery. To make your luxury Riviera or Belize truly your own, we offer a wide choice of fabrics, finishes and color schemes that allow you to customise your yacht. Of course, we also have experienced designers who can advise and assist with your individual selection.

RivieraParts.com.au





THE RIVIERA EXPERIENCE


When you buy a Riviera or Belize, you really are joining a family.


Through our global network of dealers spanning some 60 countries and every continent of the world, owners of our world-class Riviera and Belize luxury yachts regularly receive exclusive invitations to our renowned educational workshops and seminars, as well as fun-filled social events to celebrate life with like-minded people.

This unrivalled owner support also extends to our special Experience events, where the sheer exhilaration of blue-water cruising can be enjoyed with the reassuring confidence of knowing experienced skippers and engineers are always close at hand.

Of course these are the passages that create very special memories that last a lifetime and, importantly, are often the catalyst for long-lasting friendships.

This is a key part of how we strive to help Riviera and Belize owners to enjoy all the rich and rewarding benefits that only boating can offer.





5400 SPORT YACHT SPECIFICATIONS

Length Overall <small>(inc. swim platform and bow sprit)</small>	17.29 m	56' 9"	Dry Weight ** <small>(approx.)</small>	21,700 kg	47,800 lb	Cockpit Area	9.87 m ²	106.2 ft ²
Lh to ISO8666 *	15.93 m	52' 3"	Fuel Capacity ***	3,000 L	793 US gal	Bridge Clearance	4.02 m	13' 2"
Beam <small>(inc. gunwale)</small>	4.88 m	16'	Water Capacity	800 L	211 US gal	Engine Options		
Maximum Draft <small>(inc. props)</small>	1.28 m	4' 2"	Holding Tank Capacity	400 L	106 US gal	Volvo IPS 800 x 2	460 kW	626 hp each
			Sleeping Capacity	6 persons		Volvo Penta IPS 950 x 2	533 kW	725 hp each

Riviera Clarification of Specification

* Length of the hull (Lh) to ISO8666: Includes all structural and integral parts (ie. the moulded length of the hull). It excludes parts that can be removed in a non-destructive manner without affecting the structural integrity of the craft, eg. pulpits, outdrives, driving platforms, rubbing strakes.

** Dry weight represents the estimated minimum weight of a boat with standard engines and options, no fuel or water on board, no equipment or provisions and no personnel. The stated dry weight may be exceeded. *** Denotes net tank capacity. For useable capacity do not rely on more than 90% of tank capacity. Actual capacity will vary according to boat trim and sea state. Speeds are subject to normal weather conditions, fuel and/or water levels, passengers and equipment loads. Refer to your Riviera Owner's Manual and your Dealer for height to hardtop and maximum height details. The specifications in this document are not complete or definitive and are subject to change without notice and therefore may not be current. Riviera will not be liable (in contract, tort or otherwise) for any loss resulting from the inaccuracy of any information contained in this document. Specifications may vary on a regional basis. Some images in this brochure may include non-standard or after-market options.

Our PASSION

To create the *ultimate*
boating experience.

