

MARQUIS

500 SPORT YACHT



500 Sport Yacht

MARQUIS

WHERE PRESTIGE MEETS HIGH-END PERFORMANCE.

The 500 Sport Yacht's low profile and sleek lines conceal a full-beam salon with gleaming exotic hardwoods, premium fabrics and finishes, gracious seating arrangements and stunning views. With the opening of the aft bulkhead doors, the salon becomes fully integrated with the cockpit and swim platform, and with the simple push of a button, the transom moves aft to create an even larger cockpit for indoor/outdoor entertaining. A triple-wide foredeck lounge, contoured bridge lounge, and spacious aft sunpad provide memorable, private spots to relax and rejuvenate.

Owners can operate the 500 from the fly bridge or salon helm station. With Volvo Penta diesel engines coupled to IPS rotating pod drives, you can expect outstanding slow-speed torque and maneuverability, exciting top-end speeds, and superior joystick handling. This innovative, powerful engine/drive system proves to be quieter and more efficient than traditional propulsion systems.

With the 500 Sport Yacht, Marquis brings the styling and performance of a sportscar to a cruising yacht — without losing the superior quality, fine attention to detail, and amenities that discerning boaters expect.



500 Sport Yacht

MARQUIS



Salon — Custom-crafted woodwork, dark Brazilian cherry flooring and exotic detailing adorn the salon of the 500, which lies on the same social level as the galley and cockpit. Equipped with comfortable lounge seating, a large table that converts to an extra berth, and an impressive entertainment package.



Fly Bridge — The views from the 500's fly bridge will take your breath away. This beautifully thought-out deck space boasts a large bridge sunpad for two adults, bridge table, lounge seating with low-profile backrest and storage, adjustable-height helm seat on a swivel pedestal with arm rests and flip-up seat, companion seating, custom steering wheel, a tinted wrap-around windshield, easily accessible controls and gauges, and ample space for full electronics.

Wet Bar — The 500's large cockpit incorporates a port-side wet bar, which comes equipped with a sink, bottle storage, cabinet storage, and polished stainless-steel sink covers for the sink and available grill.

500 Sport Yacht

MARQUIS



Master Stateroom — The 500's master stateroom offers an island queen-size bed with innerspring pillowtop mattress, hanging lockers, plenty of drawer and shelf storage, abundant natural light through the large overhead hatch, and access to the well-appointed master head with marble flooring, vessel sink, and separate shower. Additional accommodations include VIP and guest staterooms, each with access to the guest head.



LOA (with swim platform & bow rail)	51' 0"	15.54 m
Beam	15' 5"	4.7 m
Draft	47"	1.19 m
Bridge Clearance (with arch)	16' 8"	5.0 m
Weight (Dry with Smallest Engines)	39,000 lbs.	17,706 kg
Water System	160 U.S. gal.	605 L
Fuel System	506 U.S. gal.	1,915 L
Holding System	90 U.S. gal.	340 L
Cabin Headroom	6' 6"	2 m
Cabins	3	

CONSTRUCTION

- Cherry wood cabinetry and trim throughout with high-gloss Marquis™ jewel finish consisting of multiple coats, hand buffed.
- Fiberglass hat section stringer system
- Fiberglass structural stringers with laminated aluminum plates
- Hand-laid, molded fiberglass components featuring composite laminate hullsides, decks, & cabintops
- Solid fiberglass laminate hull bottoms with Knytex substrates & vinylester barrier coat
- Tinted, tempered safety glass frameless window systems
- Unitized deck, cockpit, & cabintop construction with integral aluminum truss reinforcement in cabintop structure

ENGINE ROOM

- Access ladder
- Bilges coated with white, low-VOC gelcoat for enhanced appearance & ease of maintenance
- Blower - forced air ventilation
- Catwalk - diamond plate aluminum
- Fire suppression system - automatic/manual FE241 (FM200 in European Community) with automatic engine/generator shut down
- Full structural bulkheads laminated to hull sides & stringers
- Insulation - acoustical & thermal, integrated into the laminate
- Lights - overhead, LED, controls in cockpit

ELECTRICAL

- AC/DC distribution panels with magnetic circuit breakers & integral generator & bilge blower controls; AC voltmeter AC ampmeter, DC voltmeter & DC ampmeter
- Batteries (3) – 31 series starting batteries, Dekka Marine®, cold cranking rating of 950 amps, reserve capacity of 205 minutes at 23 amp draw, 100 amp/hour rating [(3) engine]
- Batteries (3) - dedicated 31 series, Dekka Marine®, deep cycle, (12V), cold cranking rating of 950 amps, reserve capacity of 225 minutes at 23 amp draw, 105 amp/hour rating [(1) generator, (2) ship service]
- Battery chargers - (1) 20 amp charger for the engine batteries; (1) 60 amp charger for ship service batteries & generator
- Battery switches on/off - (3) engine, (1) ship service, (1) generator
- Dockside inlet - CATV with 50' (15,2 m) white cord
- Generator - 15.5 kW Westerbeke 60 Hz (12 kW 50 Hz) with sound shield, dedicated 31 series battery & 5 year warranty
- Ground Fault Circuit Interrupt (GFCI) protection - all electrical outlets
- Maringo® dual 240V/50 amp (230V/32 amp internationally) shore power cord – 50' (15.2 m) white
- Shore power connector - dual 240V/50 amp (230V/32 amp internationally)
- Wiring system - tinned copper strand wire, harnessed, color-coded, labeled, meets or exceeds ABYC standards

MECHANICAL

- Air conditioning - 4-zone 38,000 BTU self contained system - 8,000 BTU for master stateroom and heads; 10,000 BTU for dinette, 12,000 BTU for salon; 8,000 BTU for guest staterooms; with reverse cycle heat
- Electric fly by wire steering - Volvo® IPS engines
- Exhaust muffler - generator
- Fresh water cooling - engines
- Fuel tanks - welded, baffled 5052 aluminum
- Internal Seawater Strainers
- Trim tabs - Lectrotab®, 4 stainless steel flat planes

WATER & HOLDING SYSTEMS

- Fresh water storage tanks - polyethylene
- Fresh water tank level monitor
- Grey water sump pump - automatic/manual operation for all grey water drainage below waterline
- SHURflo® fresh water system - variable speed drive pump sensor, Smart Sensor®, 4.5 gallons/minute (17 liters/minute) flow rate, high flow filter
- Shore water connection with pressure-reduction valve
- SHURflo® water system - state of the art plumbing technology
- Transom handshower - fresh water, hot & cold
- Waste holding tank - with filtered vent & dockside pumpout
- Waste tank level monitor
- Water & waste lines - constructed of molecularly cross-linked polyethylene
- Water heater - 11 gallons (42 liters)

DECKS

- Anchor roller - over-the stem, stainless steel channel with nylon rollers
- Bow chafe plate - stainless steel
- Bow rail - 1 1/4" (32 mm) O.D., lineal-buffed, welded stainless steel, with additional 1/2" (13 mm) intermediate rail amidships & forward
- Bow rail stanchions - 1" (2.5 cm) stainless steel, anchored to aluminum backing plates laminated into deck
- Cleats - 12" (30,5 cm) stainless steel: anchor (1), bow (2) - stern (2), spring (4) - bolted through a structural aluminum backing plate
- Deck portlights (2) port & starboard on foredeck, tinted plexiglass
- Molded deck toe rail, forward
- Grab rail - 1" (2.5 cm) stainless steel, over cabin windows, running length of cabin & above windshields
- Rub rail molding - heavy-duty, 2" (5 cm) 316L stainless steel insert
- Windshield weather covers - black mesh

SAFETY & NAVIGATION

- 65-5-5-5 marine grade bronze seacocks for all underwater thru-hulls
- Active corrosion protection for Volvo IPS - replaces traditional zinc anodes, triple redundant protection, integrates with EVC displays; monitors & adjusts potential voltage in surrounding water to an acceptable level
- Automatic engine synchronization
- Battery master disconnect switches
- Battery restraint brackets & boxes
- Bilge alarm - high water
- Bilge blowers (12V)
- Bilge pumps (4) - (2) 2000 gallons/hour (7570 liters/hour) each, auto/manual operation, (2) 1100 gallons/hour (4163 liters/hour) each, automatic operation
- CO detectors in salon & staterooms
- Compass (Fly Bridge Helm) - Ritchie® illuminated, flush-mount 4.5" (11,4 cm) dial
- Compass (Lower Helm) - Ritchie® illuminated, flush-mount 4 1/2" (11,4 cm) dial
- Engine alarms - temperature & oil pressure
- Horn - International, 123 dba (12V), mounted on arch
- Internal bonding system with 8 gauge size wire, ABYC compliant
- Isolation transformers on the internal shore power lines with ELCI Inlet Breakers 60 Hz
- Windlass package - 44 lb. (20 kg) Davis® anchor & 150' (46 m) of 5/16" (8 mm) chain
- Molded nonskid surfaces on all walk decks - diamond pattern
- Navigation lights - USCG/COL REG approved, mounted on arch
- Spotlight - electronically controlled, Golight® Stryker™
- Racor® fuel filters - engines & generator

500 Yacht

SPECIFICATIONS

MARQUIS

COCKPIT & SWIM PLATFORM

- Boarding ladder - 3 steps, telescoping with grab rail, concealed in swim platform
- Bridge companionway - integral, molded fiberglass, starboard side, 1.25" stainless steel hand rail, with recessed LED courtesy illumination.
- Grab rails - stainless steel, by side deck stairways & on top of transom
- Hatch - engine room access, guttered, watertight, locking stainless steel latch, gas-assist, ladder to machinery compartment, sized to permit equipment removal
- Lights - courtesy, recessed, with exterior-mounted switch, blue LED
- Lights - overhead, recessed, with exterior-mounted switch, polished chrome, blue LED
- Side deck stairways (2) - integral to deck
- Stereo speakers (2) with amplifier with volume control and on/off switch
- Storage lockers - swim platform area port & starboard
- Storage locker - starboard aft of salon door, under bridge companionway, fiberglass door and interior closeout, contains main accessory battery switch; accommodates for CE specified life raft
- Storage locker - aft port and starboard corner, fiberglass door and interior closeout
- Swim platform - 36 ft2 (3.3 m2) approximately, integral to hull & deck
- Transom locket, aft port: and starboard corner, fiberglass door and interior closeout
- Wet bar - port side, standard with sink, bottle storage and storage cabinet below; polished stainless steel covers for sink and optional grill

FLY BRIDGE

- Beverage holders (5) - stainless steel; 2 at helm; 3 near aft sunpad
- Bridge Cover
- Bridge sunpad – accommodates 2 adults; located forward with single helm layout; or located aft with double helm layout
- Bridge Table – fiberglass top with 2 beverage holders built-in, highly polished stainless steel pedestal, fixed height
- Courtesy lights (6) - LED for floor illumination
- Electronics arch – welded premium grade aluminum painted with AWLCRAFT 2000 acrylic urethane topcoat for use in harsh marine environments.
- Lounge seating – low profile backrest, with storage beneath seat cushions. Inclined backrest on forward seating section with double helm layout
- Safety rail – 1.25" O.D., lineal-buffed 316 stainless steel connecting arch, bridge and sunpad area
- Safety rail stanchions – double-welded (inside & outside), 316 stainless steel, anchored to aluminum backing plates laminated into deck
- Self-draining walking surface

FLY BRIDGE HELM

- Accessory outlets (1) - 12V
- Companion seat - with double helm seat bridge layout only; swivel pedestal, adjustable, high-quality elegant upholstery with arm rests
- Custom steering wheel with Marquis Logo
- Beverage holders (2) – stainless steel
- EVC Control Panel
- Fuel gauge (1)
- Helm seat: swivel pedestal, adjustable, high-quality elegant upholstery with arm rests, flip up seat
- Instrumentation: LCD 7" Digital Engine Display – tachometer, hourmeter, engine oil pressure, engine coolant, temperature, engine battery voltage; transmission fluid pressure, transmission fluid temperature, rudder angle
- Provisions for mounting full electronics
- Spotlight control
- Start/stop panels (3)
- Trim tab controls with position indicator
- Venturi air deflector
- Volvo Electronic Engine Controls
- Volvo IPS Joystick Control
- Windshield: tinted, wraparound, stainless steel frame

LOWER HELM

- Access panel - provides access to wiring below helm
- Accessory space - for installing navigation equipment
- Accessory outlets (1) - 12 volt
- Beverage holders
- Fire extinguisher alarm - automatic
- Engine Displays - digital LCD 7"; tachometer, hourmeter, engine oil pressure, engine coolant temperature, engine battery voltage; transmission fluid pressure, transmission fluid temperature, rudder angle
- Gauges - analog; fuel level
- Helm seat - 6-way power, bench style, high-quality marine-grade upholstery, embroidery stitching, storage underneath
- Overhead red night reading light
- Rocker switch controls
- Spotlight control
- Tilt steering wheel
- Volvo IPS Joystick control
- Windshield wipers/washers (2) port & starboard
- Windshield defoggers

GALLEY

- Countertop - solid surface
- Designer décor - consisting of premium wall coverings & fabrics
- Electrical outlet (1)
- Flooring - dark laminate
- Lights - overhead, recessed
- Liquor cabinet - glass shelves; built-in storage for liquor bottles & glassware, blue accent lighting
- Microwave - convection oven/grill, built-in, stainless steel finish,
- Pantry cabinets - forward & aft bulkhead
- Range - electric, 2-burner, Ceran® top with exhaust fan
- Refrigerator/freezer - drawer style
- Rocker light switches
- Sink - stainless steel, undermounted with designer faucet
- Storage cabinet - painted front with the look of stainless steel
- Storage drawers (5) - self-closing drawer slides, painted fronts with the look of stainless steel
- Trash receptacle - built-in with slide out hinges

SALON

- AC & DC distribution panel cabinets
- Air conditioning controls - (2)
- Designer décor - consisting of premium wall coverings & fabrics
- Designer chairs (2)
- Duette shades on lower salon windows - décor matched
- Electrical outlets
- Entertainment group - 32" (81 cm) Solé LCD TV with lift, stereo system, DVD/CD player, built to durable marine grade standards & Apple iPod® dock
- Entrance door - hinged starboard panel & bi-fold port panel, provides for maximized opening, painted aluminum frame, handle lock & deadbolt
- Fixed tempered safety glass windows
- Flooring - dark laminate
- Lights - overhead, with electronic dimmer control, LED, brushed stainless steel
- Light - sconce (1)
- Lounge - color coordinated with storage under cushions
- Rocker light switches
- Sconce lights (2)
- Soffit - wood, high gloss jewel-like finish, around perimeter of ceiling
- Stereo speakers (4) - Sonance®
- Table - converts to double berth with filler cushions designed to stow under VIP stateroom berth

MASTER STATEROOM

- Air conditioning control
- Berth - queen, pillowtop innerspring mattress, island with storage beneath, gas-assisted hinges™, wood headboard & padded bolster trim coordinated with hull color
- Carpet - advanced stain protection; fade-, wear-, crush-resistant; multi-year warranties; with pad
- Deck portlights - port & starboard with décor matched sliding shades
- Designer décor - consisting of premium wall coverings & fabrics
- Electrical outlets (2)
- Entrance door - from companionway; secures open & closed, decor matched hardware
- Hanging lockers - port & starboard, full cabin height, designer stainless steel handle, automatic light
- Hull portlights - (4) round 10" (25 cm), fixed, non-opening
- Lights - halogen, overhead, recessed, with electronic dimmer control
- Lights - rope accent lighting above deck window curtains
- Lights (2) - reading
- Overhead hatch - lockable
- Rocker light switches
- Sheet set embroidered with Marquis™ logo - fitted sheet, flat sheet, two pillow cases
- Storage drawers - (2) under berth, designer stainless steel handles
- Storage shelves - hull side
- Window treatments - pleated curtains, decor matched

VIP STATEROOM

- Berth - queen, pillow top innerspring mattress, with storage beneath & padded bolster trim coordinated with hull color
- Carpet - advanced stain protection; fade-, wear-, crush-resistant; multi-year warranties; with pad
- Designer décor - consisting of premium wall coverings & fabrics
- Electrical outlets (2)
- Entrance door - from companionway; secures open & closed, decor matched hardware
- Fixed hull window
- Hanging locker - with 3 drawers underneath
- Hanging locker - with mirrored doors & drawer storage
- Hull portlight (1) - 10" (25 cm) opening round with screen
- Light - halogen, over berth head, directable for reading
- Lights - halogen, overhead, recessed
- Nightstand - with drawer storage
- Rocker light switches
- Seat with cushion
- Skylight
- Window treatments - pleated curtains, décor matched

GUEST STATEROOM

- Berth (2) - twin, pillow top innerspring mattress, padded bolster trim coordinated with hull color
- Carpet - advanced stain protection; fade-, wear-, crush-resistant; multi-year warranties; with pad
- Designer décor - consisting of premium wall coverings & fabrics
- Electrical outlets (2)
- Entrance door - from companionway; secures open & closed, decor matched hardware
- Fixed hull window - 10" (25 cm) opening round with screen
- Hanging locker - with 3 drawers underneath, automatic light
- Light - halogen, over berth head, directable for reading
- Lights (6) - halogen, overhead, recessed
- Nightstand - with storage
- Rocker light switches
- Skylight
- Window treatments - pleated curtains, décor matched

MASTER HEAD

- Electrical outlet
- Entrance door - from Master Stateroom secures closed, integral doorstop, decor matched hardware
- Exhaust fan
- Flooring - marble
- Hull portlight (1) - round, frosted glass with screen
- Lights - halogen, overhead, recessed
- Medicine cabinet - mirrored doors
- Rocker light switches
- Skylight
- Storage cabinet over toilet with mirrored doors
- Toilet - Techma, pedest, electric flush
- Toilet paper holder - wall-mounted
- Towel bars
- Vanity cabinet - countertop with vessel sink & drawers
- Shower Stall
- Light
- Nonskid sole
- Shower door - tempered glass, frameless, secures closed
- Shower head - overhead Kohler®
- Shower light - halogen, overhead, recessed
- Shower seat - fiberglass

GUEST HEAD

- Electrical outlet
- Entrance doors - secures closed, integral doorstop, decor matched hardware
- Exhaust fan
- Flooring - marble
- Hull portlight (1) - round, frosted glass with screen
- Lights - halogen, overhead, recessed
- Medicine cabinet - mirrored door
- Rocker light switches
- Skylight
- Storage cabinet with mirrored doors
- Toilet - Techma, pedestal, electric flush
- Toilet paper holder - wall-mounted
- Towel bars
- Vanity cabinet - countertop with vessel sink & drawers
- Shower Stall
- Light
- Nonskid sole
- Shower door - tempered glass, secures closed
- Shower head - overhead Kohler®
- Shower light - halogen, overhead, recessed
- Shower seat - fiberglass

PROPULSION

- Triple Volvo Penta® D6 IPS 500-370 hp*
- Triple Volvo Penta® D6 IPS 600-435 hp

MECHANICAL & ELECTRICAL SYSTEMS

- Engine oil change system
- IPS cockpit joystick control
- Dual cablemaster for shorepower
- Mitsubishi Gyro Stabilizer

GENERATOR

- Kohler 15 KW 60 Hz (13 KW 50 Hz)*
- Kohler 23 KW 60 Hz (20 KW 50 Hz)
- Westerbeke 15 KW 60 Hz (12 KW 50 Hz) (required with washer/dryer, wet bar grill, spa shower or trash compactor)

AIR CONDITIONING

- Northern: 38,000 BTU*
- Tropical: 46,000 BTU (recommended for areas where outside ambient temperature has range of 90-95 degrees fahrenheit or 32 - 35 degrees celsius)
- Desert: 62,000 BTU

WATER & HOLDING SYSTEMS

- Grey water holding system
- Overboard discharge system with pump

TRANSOM & BOW WASHDOWNS

- Fresh water only*
- Seawater only
- Both fresh & seawater

SAFETY & NAVIGATION

- Autopilot - Raymarine® ST10 with (1) wireless remote, bracket and charge cord
- Spare propellers - 3 sets of (2) IPS props
- Dual stern capstan winches

NAVIGATION ELECTRONICS PACKAGE

- Bridge & Lower Helm Package - (2) Raymarine® E-Series 12" multifunction navigation displays, (2) Raymarine® 240 VHF (hand set), Raymarine® DSM 300 digital sonar module, Raymarine® thru-hull transducer B60 dual frequency 50/200 khz depth/temp
- Bridge & Lower Helm Package plus radar - Includes above bridge & lower helm package plus (2) Raymarine® E-Series 12" multifunction navigation display & 4KW scanner 24" Radom

AMENITIES

BRIDGE LAYOUT

- Double helm seat with aft sunpad*
- Single helm seat with forward sunpad

COCKPIT WET BAR

- Storage*
- Grill
- Icemaker
- Refrigerator - Vitri Frigo, 2.1 cubic foot (59 liters)

EXTERIOR

- Bimini top - covers bridge seating area & helm seats, 6' 4" clearance
- Bridge lounge slip covers & pillows
- Bridge stereo - waterproof Clarion® AM/FM/CD stereo & Apple® iPod dock
- Cockpit table - wood surface with protective cover
- Exterior upgrade package - stainless steel anchor, aft flagstaff & stainless steel Marquis engine covers
- Foredeck sun lounge with cushion
- Helm and seat covers
- Hydraulic swim platform
- Teak decking on swim platform, cockpit, side deck steps & cockpit to bridge steps (inlaid, 3/8" (9,5 mm) plank)

- Passarelle
- Underwater lighting (2) - transom, Ocean LED®, super blue, 40,000 plus hours of life

WINDLASS

- Quick® Aster 1000 - Lo Profile Package*
- Quick® Aster 1000 - Lo Profile Package with capstan

HULL COLOR

- Titanium or Aston Brown

BOTTOM PAINT

- Black*
- White

SALON

- Pillow set - decorator, 8-piece
- Windows - side opening (2)

SALON STEREO (CHOOSE ONE)

- Receiver with Clarion® DVD/CD player, & Sirius® satellite radio & Apple® iPod™ Dock*
- Premium stereo upgrade with surround sound - Kenwood® touchscreen stereo in Salon and dual JL Audio® speakers with subwoofer & amplifier in the Cockpit

GALLEY

- Marquis Exclusive Crystal Highball Glasses - full lead crystal glasses, set of 8, etched with Marquis logo
- Marquis Exclusive China (6 settings)
- Marquis Exclusive Flatware (6 settings)
- Marquis Exclusive Decanter - full lead crystal etched with Marquis logo
- Trash compactor (in lieu of trash bin) (110 V only)

DINETTE TABLE

- Converts to double berth*
- Power actuated high/low table with drop leaf sides

MASTER STATEROOM

- 19" (48 cm) Solé LED TV & Clarion® DVD - built to durable marine grade standards
- Stereo - CD player & Apple® iPod™ Dock
- Safe
- Central vacuum system

MASTER HEAD

- Spa shower, steam generator, teak bench seat & teak grate on flooring

VIP STATEROOM

- 15" (38 cm) Solé LCD TV & DVD - built to durable marine grade standards
- Stereo - Clarion® CD player and Apple® iPod™ Dock
- Washer/Dryer combomatic-Malber front loading and energy efficient (not available with grey water holding system)

GUEST STATEROOM

- 15" (38 cm) Solé LCD TV & DVD - built to durable marine grade standards
- Stereo - Clarion® CD player and Apple® iPod™ Dock

INTERIOR WOOD CHOICE

- Jewel high gloss finish Cherry wood*
- Satin finished Zebrano wood trim
- Jewel high gloss finished Zebrano wood
- White-wash Zebrano


DECOR ENSEMBLE

- Slate or Baltic


INTERNATIONAL SPECIFICATIONS

- Electrical systems in 230V, 50 Hz with RCD Inlet Breaker
- All televisions are PAL to work in many parts of the world
- Some electrical equipment is only offered in 120V/60Hz; check with your Marquis Dealer for availability

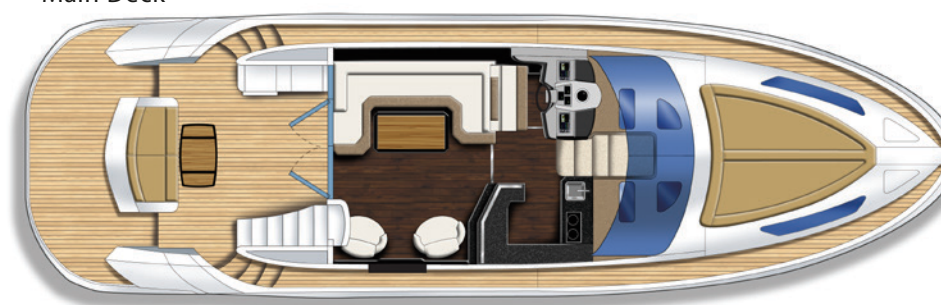
Aft Extended Bridge



Aft Sun Lounge

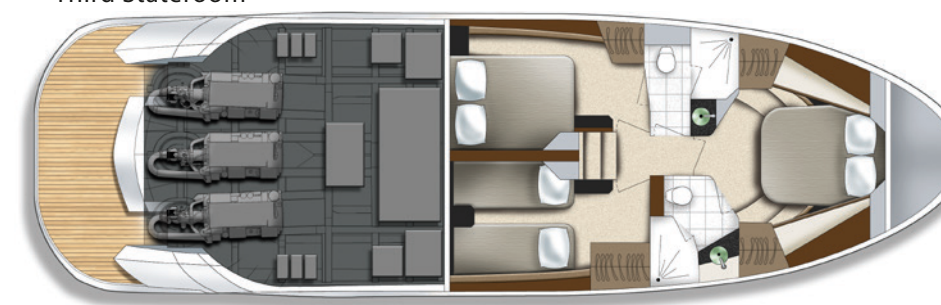


Main Deck



Visit www.marquisyachts.com to view expanded product portfolio.

Third Stateroom



Marquis Yachts™ reserves the right to change price, colors, materials, equipment specifications or models without notice. All specifications and measurements are approximate and subject to change. Models may be discontinued without obligation to previous purchasers. Illustrations may include optional equipment. Some electrical equipment is only offered in 120V/60Hz; check with your Marquis Dealer for availability outside the U.S.

MARQUIS



FROM 50' TO 72'. NOTHING COULD BE BETTER.

MARQUISYACHTS.COM

Information described in this publication is believed to be correct at time of printing. Some accessories shown in photographs, or described, may not be standard equipment or even available as an option. For a full list of standard and optional features, visit www.marquisyachts.com. Features are subject to change without notice. Confirm availability of all accessories and equipment with an authorized Marquis Yachts dealer prior to purchase.

© Marquis Yachts, LLC. Printed in U.S.A. All rights reserved.

MARQUIS YACHTS USA
790 MARKHAM DRIVE
PULASKI, WI 54162-1010