

Our legacy evolved

Nimbus C9

*A fast year-round commuter
with extra freedom of movement*



The C9 is a purpose-built, rapid commuter vessel, constructed to equally meet the needs of year-round commuters, active day-trippers or those planning longer, staged journeys with overnight stays. The C9 prioritises spaciousness, surfaces and functionality to provide the best possible onboard load capacity and freedom of movement. The result is easily accessible stowage, wide gangways, extra-large sliding doors and passages through which two people can pass in comfort. It's a boat for connoisseurs of contemporary Scandinavian design; those who appreciate well-thought-out solutions and smart

functionality. The spacious cockpit offers splendid natural light, with a large, sliding glass roof hatch and a modern, snug driver's position. The swiveling cockpit chairs provide ample space for four people to dine or space for five people in total. The cockpit passenger sofa converts easily into an extra bed for two children or one adult. The forecabin has room for a double berth with separate head and kitchenette.












Nimbus C9

Commuter series



1 Extended aft platforms for simplified and safe boarding and disembarkment.

2 Can be fitted with outboard or inboard engine. Rigged with Mercury or Volvo Penta.

3 Fully automatic interceptor trim system.

4 Shower on transom/aft deck.

5 Aft storage compartment for fenders and ropes.

6 The projecting aft platforms provide extra protection for engine when mooring with the aft towards the jetty.

7 Large sturdy rubber bumper list with stainless steel "endings".

8 *Under water LED lights.

9 Aft navigation light.

10 Flag pole in stainless steel.

11 Completely new air lubricated stepped hull design, built for exceptional sea worthiness and handling. Speed characteristics +40 knots, cruising speed 20-35 knots.

12 Safety ladder.

13 *Shore power connector.

14 Spacious deck area.

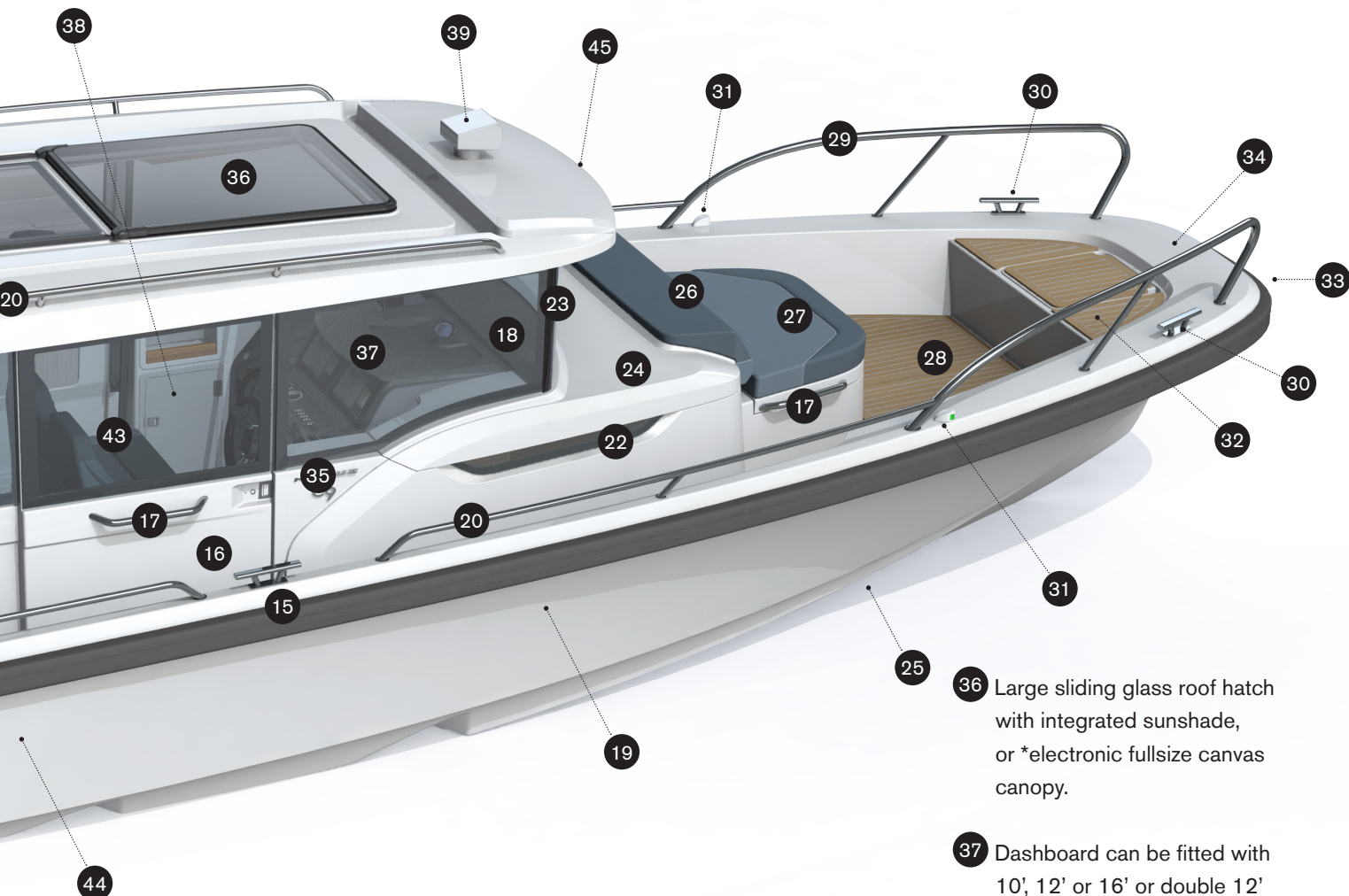
15 Bollard (mid ship), extra large, in stainless steel.

16 Extra-large sliding doors with passages through which two people can pass in comfort.

17 Large grab handles.

18 Panoramic windows providing feeling of 360° field of view.

19 Walkaround for easy access and maximum movability.



20 Pulpit in stainless steel for easy and secure movement around the boat.

21 Anchor light on stainless mast.

22 Portlights.

23 Wind screen wipers and window wash with separate water fluid tank.

24 Integrated ventilation.

25 Bow thruster.

26 *Daybed/seating with backrest on fore deck.

27 Large cargo hatch for easy loading and access to cabin.

28 Extra large deck area for safe loading, boarding or disembarking.

29 Oversized sturdy pulpit in stainless steel 38 mm.

30 Bollard, oversized, in stainless steel.

31 Integrated navigation lights.

32 *Deck in teak or flexi teak.

33 *Electric anchor winch integrated in front of hull.

34 Extra wide fore deck for easy and safe boarding and disembarking.

35 *HIFI system.

36 Large sliding glass roof hatch with integrated sunshade, or *electronic fullsize canvas canopy.

37 Dashboard can be fitted with 10', 12' or 16' or double 12' plotters.

38 Custom built refrigerator.

39 *Search light with joystick.

40 *Radar.

41 Large rear window.

42 Aft sofa with storage compartment.

43 Spacious cockpit with snug driver's position.

44 LED Deck lights.

45 *Electric aft anchor winch.

46 *Sun shade, available for aft deck and fore deck.

47 *Fishing rod holders.

Features & functionality

Nimbus C9

Commuter series

Sdimnib' kr odbñ b' snm(metric/imperial)

Length 9,35 m / 30' 8", Width 2,95 m / 9' 8", Weight** 3170 kg / 6989 lb, Fuel tank 320 litre / 84.5 gallon, Water tank 80 litre / 21.1 gallon, Refrigerator, CE category C, 8 persons, Number of berths 2+2, Max speed +40 knots

Engine alternatives: Mercury Verado 250/300/350, Volvo Penta V8-300/350 CE

** Mercury Verado 350 horsepower

C9 inboard with
sliding glass roof

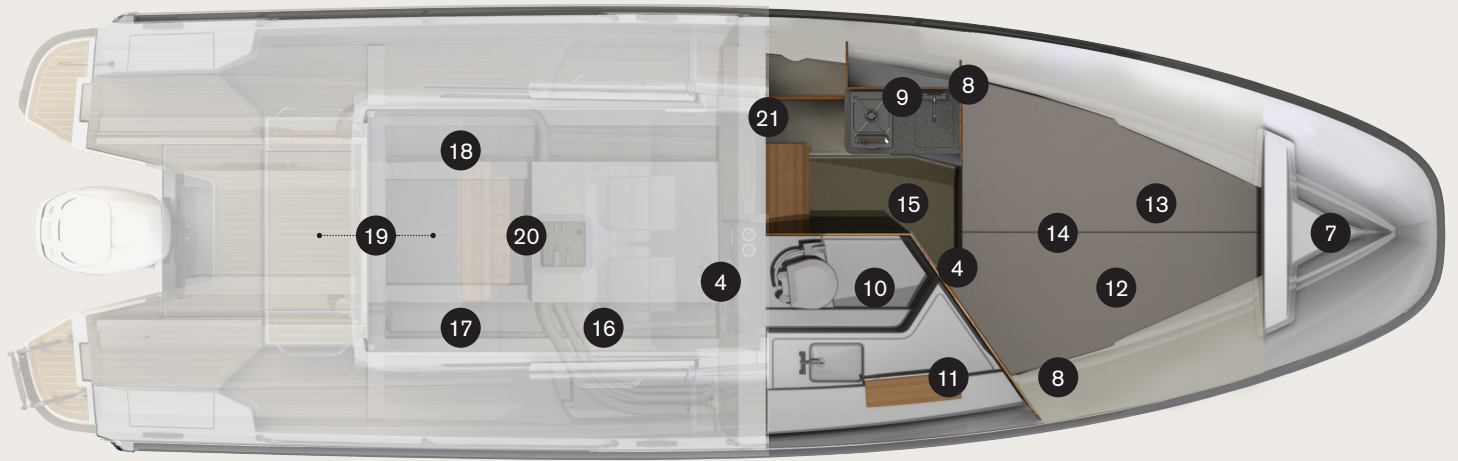


C9 outboard with
electric canvas roof



C9 outboard with
sliding glass roof





- 1 Storage compartments below deck and sofa (x2).
- 2 Fire extinguisher.
- 3 Fuse panel.
- 4 Swiveling chairs.
- 5 Sofa with seating for 3 persons and folding teak table. Dinner mode seats 5 persons. Sofa converts extra bed for two.
- 6 Large cargo hatch for easy loading and access to cabin.
- 7 Anchor box and storage.

- 8 Interior curtesy lighting and LED reading lights with USB charger.
- 9 *Galley with sink, spirit stove or electric hob.
- 10 Spacious separate head with toilet.
- 11 Large mirror in head.
- 12 Full length beds for two persons.
- 13 *Custom mattress topper for higher comfort.

- 14 Extra large storage compartment below bed.
- 15 Carpets in cabin.
- 16 *Grey water tank 75 l.
- 17 *Heater / defroster.
- 18 *Hot water system.
- 19 Batteries, outboard (left), inboard (right).
- 20 Fresh water tank and pump.
- 21 *230V / 110V electric outlet.

