



37ft

scheda tecnica



Despite its length of 11 meters, this ship is characterized by a wide open area facilitated by the walk around. the interior is basic and comfortable, with a great sofa that turns into a wide bed, a small dinette and a toilet. Maori 37 is available in three models: Tender, Day-cruiser, T-top. Like the entire range of Maori boats, Maori 37 boasts excellent stability and seaworthiness, and it is also very smooth on the waves thanks to its incredible hull



Characteristics

Lenght overall	11.3mt
N° Passenger (crew included)	12
Lenght waterline	9.3mt
Fuel Tank	2 x 400lt
Beam max (Fenders Inc)	3.65mt
Max Speed	40 knt
Draft (lightship)	0.7mt
Cruising Speed	30 knt
Displacement (lightship)	5.5Tons
Range at cruising speed	180/275nm
Navigation category	CE 94/25 B
Water tank	250lt

The performance is estimated at following conditions: standard version of the yacht at 1/3 of load, clean hull, 25° air temperature, good weather conditions, special props set for those conditions





Characteristics

Cabin

- Interior Custom furniture in BELLOTTI marine wood lightened (16mm) paint- finishing
- QUICK MARINE LIGHTING striped or similar under furniture
- QUICK MARINE LIGHTING orientable spot LED light IP40
- Wooden floor in high quality teak 8 mm COMILEGNO
- Drawer Fridge VITRIFRIGO or SIMILAR 12V 50LT
- Ice maker Vitrifrigo or similar
- Alpine Stereo System with 6 speakers (deck) and amplifier
- 4 x Opening Port Hole Lewmar or similar
- Wooden ladder with open treads to enter in the cabin
- 220-12V socket
- Galley with Counter in white Corian
- Inox sink with tap DOMETIC or similar
- Extractor hood
- Induction Cooker Dometic or similar
- Main Door by MAORI YACHT DESIGN

Exteriors

- Non slip surfaces
- All fittings crafted and cast from highest grade stainless steel
- Complete custom wrap-around Hippomarine fender
- Teak deck COMILEGNO(8 mm)
- Bilge inspection hatch
- Chain locker hatch
- Antifouling
- MAORI YACHT Custom cushions and upholstery with high- quality sprung mattress
- Outdoor Shower FORESTI&SUARDI or similar
- 220V Shore Power
- Windscreen with plastic interlayer and silk- screened- 13.2 mm color Europe Gray SOVIT srl.

Engines and propulsion

- 2 Stern Drive Yanmar 8lv 370 z- 2x 370 HP Diesel
- Analog engine instruments
- Engine management computer
- Internal coupling bar
- External coupling bar
- Yanmar stern drives
- Technical room ventilation by MAORI YACHT 2 X intake and 2x extraction blower GIANNE-SCHI or similar
- Technical room smoke alarm sensor
- Thermo-acoustic insulation insulation- INDEMAR (1000X 1400 X40 MM allmocell/gb40)
- LED lightning system 2x48 striped (plc and helm control)



Characteristics

- Bilge pump RULE 1500 automatic with manual override
- Manual Bilge pump WALE or similar 12 lt/m
- Remote controlled fuel tank cut- off (outside)
- Automatic engines fire shut- off
- Fire extinguisher system. Automatic and remote controlled fm-200 approved by RINA certification DIP 434505C/03, EC automatic with ecological extinguishing gas
- 12V LED name light
- Hydraulic elevation system of aft sunbed JOLLY DRIVE MARINE

Deck rigging

- Hydraulic swim ladder CUSTOM MAORI
- Retractable cleats (4) Versari & DelMonte
- Maori custom stainless steel anchor system
- Versari & Del Monte manual table
- Anchor (20 kg)
- Anchor chain (40 mt)
- Lewmar winch
- Fresh water fill cap Versari & del Monte
- Port and starboard fuel fill caps Versari e Del Monte
- Inox 316 Maori custom made Side handrails
- Porthole
- Flag pole

Strumentation

- Ray Marine Depth-sounder
- Ray Marine VHF RAY 49 E GREY
- Ray Marine GPS C 127 display multifunction 12 color with fish finder
- 2 x yanmar control panel LCD

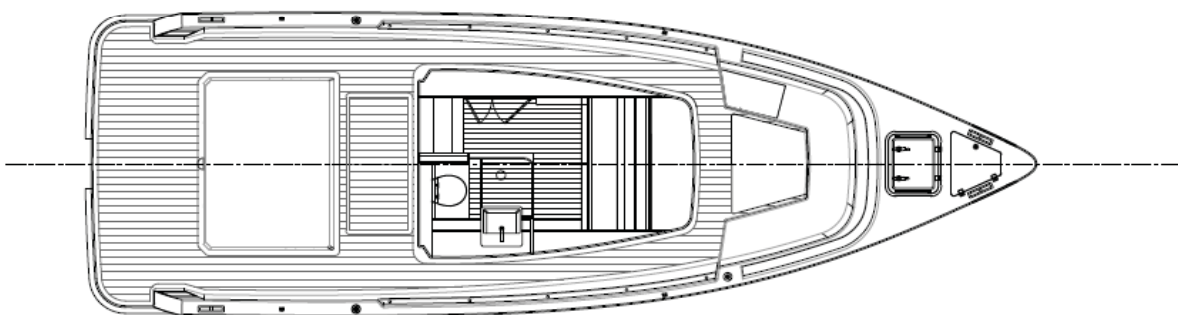
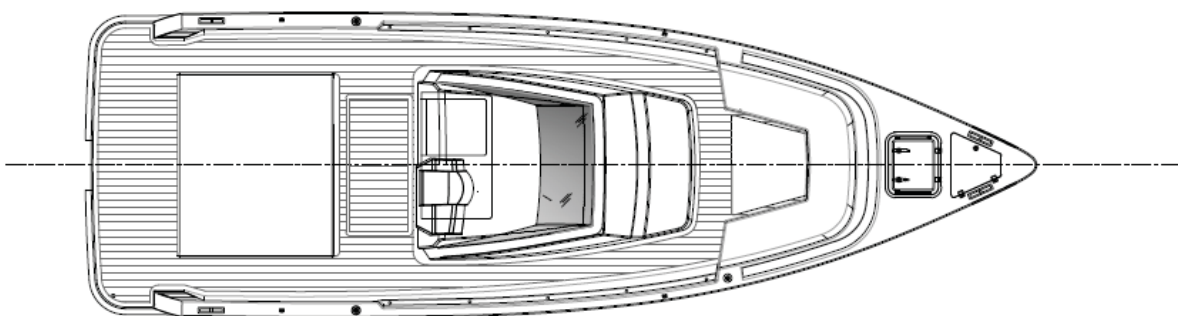
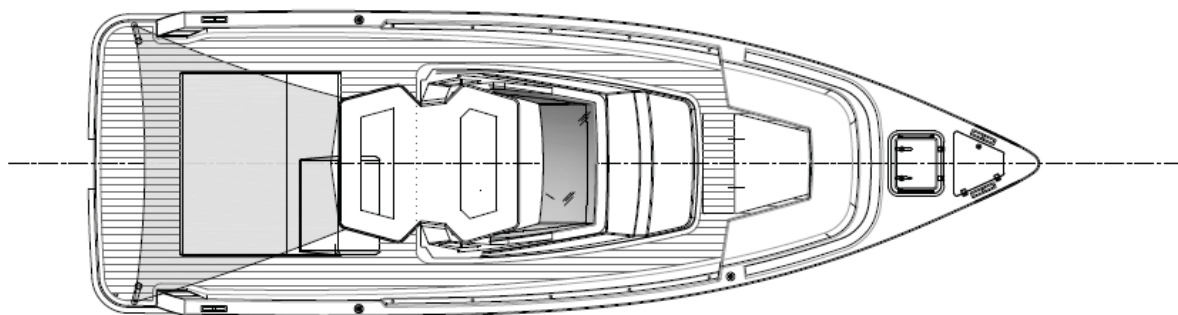

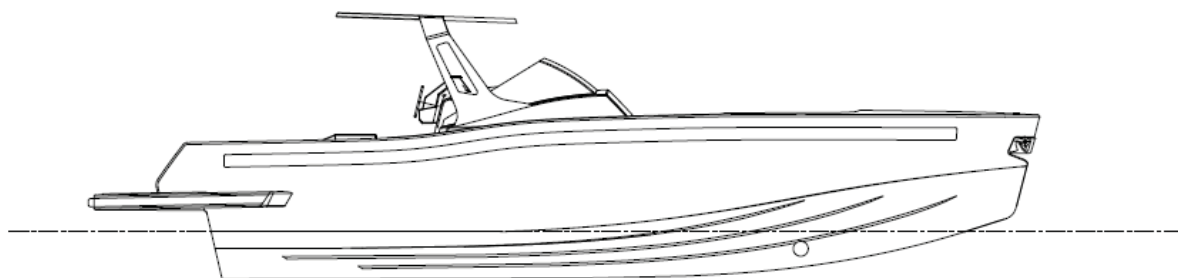
Systems

- Complete 12 V hydraulic system
- Flowjet pressure tank
- Tecma mod. Elegance Head
- Sink
- Shower
- outdoor shower
- Grey Water disposal system
- Storm water drainage system
- Rule 200 lt/hr automatic bilge pump (2)
- Manual bilge pump
- Boiler Isotemp 12 v electrical system

Characteristics

- Complete 12 V electrical system
- 2x 200 A\h engine start batteries ACCU ITALIA
- 2x 200 A\h service batteries ACCU ITALIA
- Battery switches
- Quik 60 A three exits battery charger
- Furlanetto electrical components control panel
- Deck lighting led 12v
- Head lighting led 12v
- Engine room lighting led 12v
- technical room lighting led 12v
- Garage lighting 12v
- Cabin Lighting 12v
- Navigation lights 12v
- Anchor light
- Horn





hard top version





37ft

special custom

