



54ft

Technical Specifications



To tender are required numerous tasks, the MAORI 54ft is designed to meet every need. Livability, space and protection are the features required for new tender. designed to expose to the sun the entire surface. the deck, without interruption, does not allow the unused spaces and precious volumes.





Characteristics

Length overall	16,40 mt
Length Waterline	14,10 mt
Beam max (fenders include)	5,15 mt
Draft	1,02 mt
Displacement	14 tons
Maximum speed	50 kn **
Cruise speed	38 kn**
Navigation category	CE94/25 A
Certification modules	B RINA
N° passenger (crew included)	14
N° Crew	1
Fuel tank capacity	2000 lt
Water tank capacity	400 lt

Engines

Option A: JOLLYDRIVE surface propeller + CAT 2 x 650 HP

Option B: JOLLYDRIVE surface propeller + Volvo Penta 2 x 725HP

Option C: JOLLYDRIVE surface propeller + MAN 2 X 800HP **

The performance is estimated at following conditions: standard version of the yacht at 1/3 of load, clean hull, 25° air temperature, good weather conditions, special props set for those conditions



Characteristics

The purpose of these Specifications is to describe and explain the project, materials, machinery, equipment and construction of a luxury motor yacht cruises around the world, in accordance with the conditions of use specified in these Technical Specifications.

The supply includes all the objects specified hereinafter together with all other items necessary for proper furniture, fittings and equipment of all spaces. Cutlery, crockery, linen, towels, art and decorative items are excluded from the scope of delivery as well as all those items normally not supplied with this type of boats and anything not specified in this specification.

Where required for the installation or maintenance of hidden systems, removable panels are installed. The spaces in which no explicit reference is made, nor entirely described in this specification, will be furnished and fully equipped in a proper manner as specified for other similar spaces. The vessel shall be built in accordance with CE-Certification (module B) issued by RINA Services S.p.A. and in compliance with all United States Coast Guard rules and regulations and specifications. The builder shall be responsible for and obtain at its sole cost and expense the appropriate CE-certification (module B) issued by RINA to be delivered at Closing.

Maindeck

Trefoil Stainless steel AISI 316 20 kg anchor, roll for chain cable, safety snap shackle and cam jam.

Stainless steel chain Ø 10mm, 75mt DIN766/ISO.

Anchor launching system with hydraulic folding arm, customized by Maori Yacht, with waterproof control.

Anchor windlass, hydraulic, LEWMAR V5, with waterproof control.

Anodised aluminium pop-out mooring cleats: fore (2), aft (2). Seasmart.

Flush stainless steel hull protections from rope scratching.

Fender quick release system (4), Seasmart Smartlock.

Mooring lines (4), 15 mt, black.

Fender Fendercare.

Bow sofa/sunbed.

Hull glasses in tempered layered crystal, fumè. Sovit.

Custom Seasmart hinges, in anodised aluminium with Maori Yacht logo.

Custom Seasmart handles, in anodised aluminium with Maori Yacht logo .

Marine-grade standard AV system by JL: bow speakers (2), central-stern speakers (4), interior speakers (2).

Deck drainages.

Deck courtesy lights, Quick Marine mod. Tina Led.

Windscreen in tempered layered crystal, Sovit, with stainless steel details with Maori Logo.

Windscreen wiper.

T-Top lights IP66, 6w, Quick Marine mod. Kai Led.

Pilot seat.

Galley furniture with folding top and storage.

Stainless steel sink.

Foldable tap Artinox.

Induction hob Whirlpool 230V, two burners 1200w + 2200w.

Custom double Fridge (75 lt + 75 lt) , stainless steel, Frigomar.
Central aft-facing sofa, 4 seater.
Central divisible table, with electric lifter Linak, convertible in sunbed.
Stern large sunbed with fore-facing sofa, 4 seater.
Engine room door with hydraulic rams (2).
Stern extractable shower, 3 mt pipe.
Shore Power Marinco 32A.
Water intake, Seasmart.
Fuel intakes (2) at amidships, Seasmart.
Waste discharge at stern, Seasmart.
Swim ladder, hydraulic, PinCraft.
Deck in teak, Comilegno first grade, 10mm thick, with Sika sealings.



Cabin

Central Cabin with:

- Integrated Pilot Console
- Stern hatch, with manual sliding movement under console
- Fixed side glasses with manual curtain
- Bathroom compartment with door, stbd side
- U-shaped side sofas or custom bed, with drawers
- Furniture with lockers on port side
- Strip led recessed lighting, Quick Marine or similar
- Floor hatches, for storage and system inspection

Freezer Vitrifrigo.

Bathroom sink Glass Design.

Tap with mixer and hand-held shower CEA Design.

WC with bidet, Tecma.

Gray Water Discharge System by Vetus.

Mirror.

Roll holder Foresti e Suardi.

Brush holder Foresti e Suardi.

Ceiling led lights Quick Marine or similar.

Bathroom air extraction.

Interior floor in teak, Comilegno first grade, 10mm thick, with Sika sealings.





Propulsion and control

Engines: (2) CAT 8.7 650hp or (2) VOLVO 725hp or (2) MAN i6-800 (800hp)

Gearbox ZF (2).

External surface Transmissions with coupling bar and dedicated hydraulic steering unit, and internal universal joint shafts (2). JDM.

Stern underwater exhausts (2)

Hydraulic bow thruster LEWMAR 250 TT H.

Three-layer Insulation/soundproofing for Engine Room and Technical Room

Blowers and extractors in engine room and technical room, CEM or G&R.

Smoke sensor in Engine Room and Technical Room.

Steering wheel Isotta

Systems

Structural fuel tank 1980 lt, with level reported on PLC.

Emergency shut-off valves for fuel lines, with remote control on pilot console.

Primary fuel filters RACOR 75/900 (2).

Stainless steel outboard vent-overfill (2) for fuel tank.

Batteries (4) for Engines start 24v. Batteries (6) for services 24v.

Battery cut-off switches. Battery charger 24v Quick Marine 100A.

Battery parallel switch.

Galvanic protection by sacrificial anode.

Engine room and Technical room lighting Quick Marine or similar.

Buttons in deck and Pilot Console, marine-grade IP67, with light ring.

Buttons and plugs inside cabin, Vimar.

Oleodynamic complete system, with manifolds, 24V control units, plus manual pump for backup.

Fresh water tank, 400 lt, with food-grade interior coating, with level indications on PLC, with inspection.

Electronic fresh water pump, 24V, WHALE or similar.

Cold fresh water pipings. Insulated hot fresh water pipings.

Boiler in stainless steel, 230v, 40 lt. ISOTHERM steel series.

Stainless steel outboard vent-overfill for water tank.

Black water tank 75 lt, certified, with macerator pump 24V.

Gray water tank 100 lt, certified, with discharge pump 24V.

Stainless steel outboard vent-overfill for black tank, with anti-odor filters. Underwater waste discharge and dock waste discharge with valves. Engines Seawater intakes, with brass ball valves, filters and certified pipings. Services (Genset, AC, or other optionals) system Seawater intakes, with brass ball valves, filters and certified pipings.

Automatic bilge pumps, RULE 24v, in each compartment.

Bilge double level sensors, with alarm in PLC.

Backup manual bilge pump with valves and suction lines in each compartment.

Engine electronic Throttles, Garmin (Depth Sounder, VHF receiver and antenna, GPS, Multi-function display 8417MFD), Navigation lights to comply COLREG, Horn, Recessed analog compass 4", in Pilot Console.

Fire extinguishing system for Engine Room, with automatic control and manual control from

Pilot Console. Agent: FM-200 non-toxic gas. Approved by RINa.

Hand-held extinguishers, 1kg, in each area. Approved by RINa.

Life-jackets (16). Approved by RINa.

Safety equipment kit for navigation within 50nm from shore, including flares, smoke buoy, light buoy, life ring with rope.

Anti-skid knurled flooring in engine room and technical room.



Versions

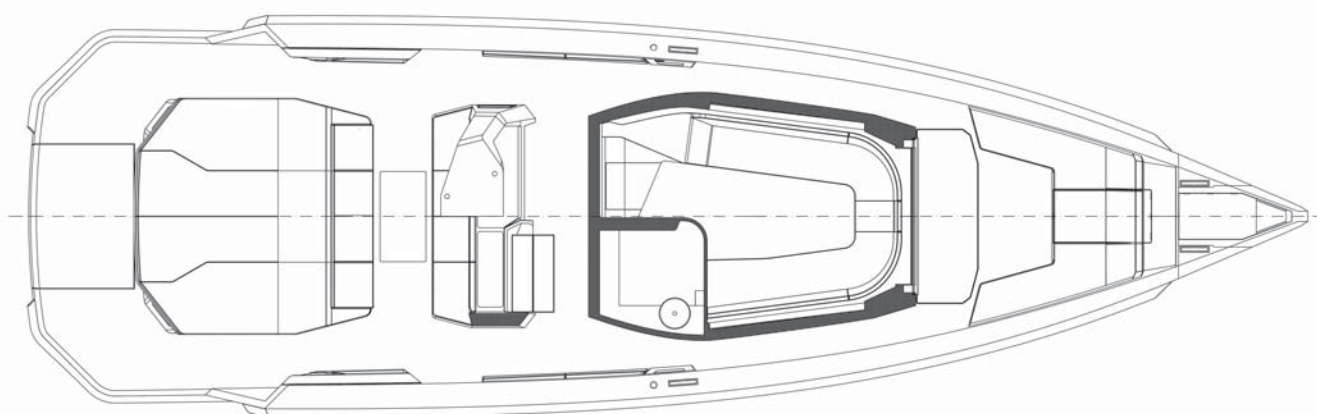
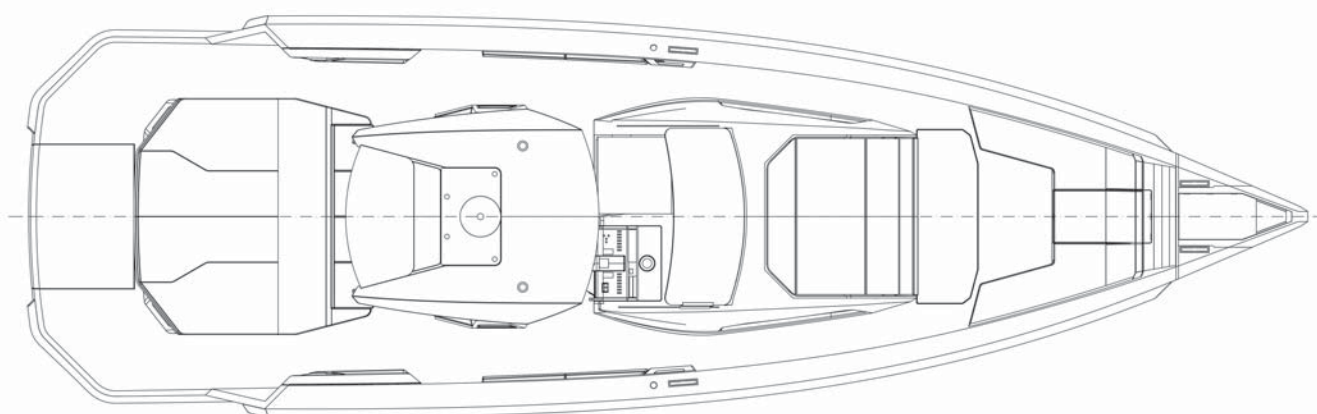
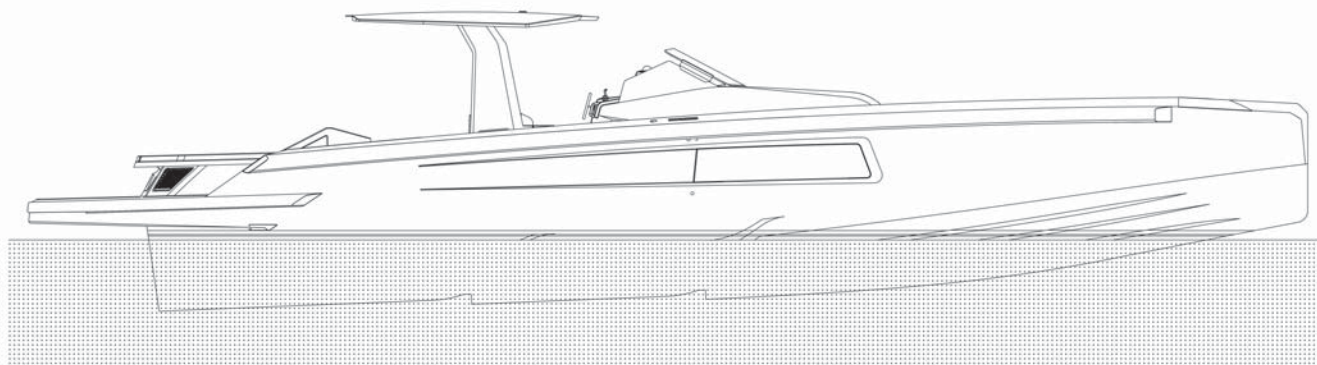
Cabrio

The deckhouse through a system of convertible top, similar to that of the car, opens creating relationships with the exterior in all directions. This distribution has 3 areas of aggregation in all communication between them.

Depending on the weather conditions can be closed to allow a comfortable ride to the guests. The sofas interior of the cell can become two beds for the eventual overnight on board.

The volume rollbar has a technical area and kitchen sofas and guide guests.

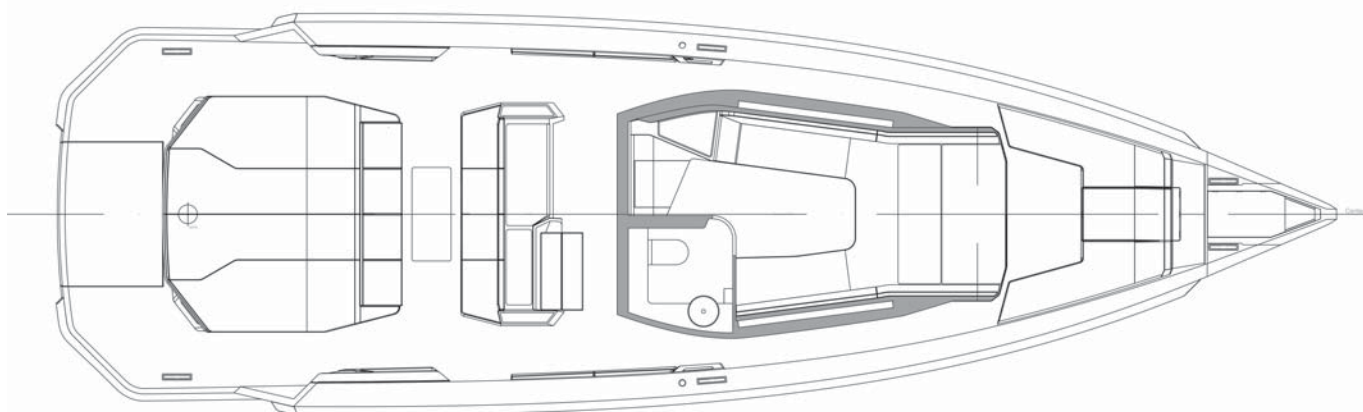
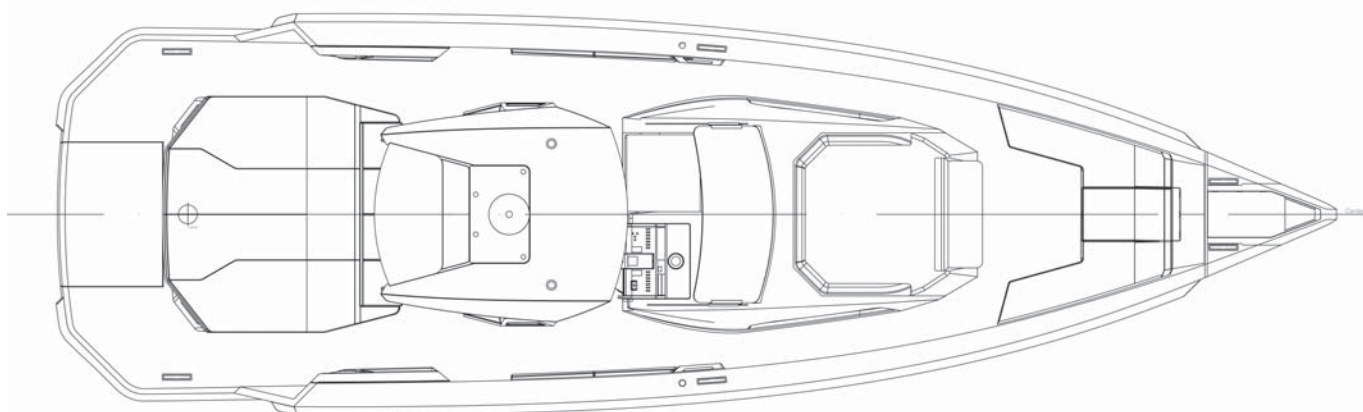
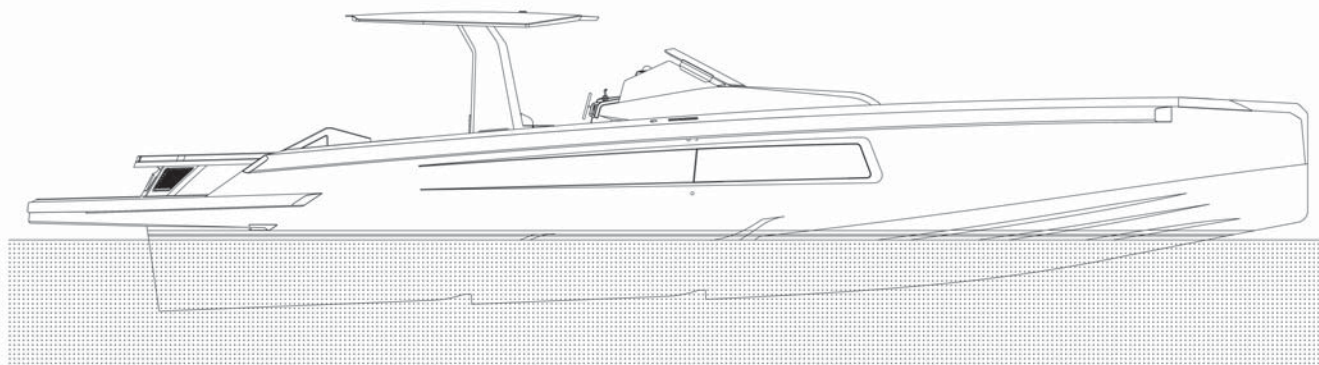




Family

In place of the convertible top there is a sundeck and a new sofa in the bow. the bow sofa will transform the area into another separate and autonomous area from the stern. While inside there is a big sofa that can be turned into a bed to have a small suite







U.S.A. version



